



**CONTEMPORARY
EGYPTIAN
MIGRATION
— 2003**

CONTEMPORARY EGYPTIAN MIGRATION

Acknowledgments

Contemporary Egyptian Migration represents a collection and elaboration of socioeconomic data coming from governmental, non-governmental, academic and non-academic sources. It aims to give a clear picture of the migratory phenomenon in Egypt in order to serve as a useful tool for further policy developments. A special thank goes to Dr. Ayman Zohry who prepared the report by assembling and processing the information in collaboration with the Integrated Migration Information System (IMIS) Research Unit.

Acknowledgments go to the Emigration and Egyptians Abroad Sector for the structures and the human resources needed to achieve this aim. Finally, special thanks go to the IMIS Project Management Unit who offered constant supervision throughout the report working process and its finalization.

Preface

This report has been possible thanks to the facilities and collaboration of the Emigration Sector of the Ministry of Manpower and Emigration. The study analyzes the character and dimension of migratory flows in Egypt. It attempts to represent an exhaustive collection of information for potential use in further policy developments.

The role of the Emigration Sector is to develop a comprehensive Egyptian Emigration Strategy, to provide the necessary care for Egyptians abroad and to benefit from their scientific potential in order to contribute to the process of development in Egypt. The Emigration Sector has undertaken responsibilities according to the following objectives:

First: to develop executive plans and policies to encourage Egyptian emigration and provide the opportunities that ensure its success, on the basis of the assumption that migration is a natural and stable phenomenon.

Second: to sponsor Egyptians abroad, encourage them to create Egyptian gatherings, unions and clubs and focus on the second and third generation of migrants by fostering their ties and allegiance to their homeland.

Third: to achieve the maximum capitalization on Egyptian potential abroad, whether in relation to scientific and research knowledge transfer or to the contribution in savings to Egyptian development strategies; to support Egyptian capacities inside and outside Egypt.

Fourth: to establish an integrated database on Egyptians abroad, emigration markets, and migration regulating legislations in destination countries.

The Emigration Sector, in the framework of its objectives, duties and responsibilities, provides care to all Egyptian gatherings abroad and facilitates their contribution to the development strategy in accordance with the following activities:

- Supporting and encouraging Egyptian gatherings abroad.
- Conducting surveys and studies on the needs and requirements of external labor markets and focusing on the provision of emigration opportunities especially to potential permanent migrants.

CONTEMPORARY EGYPTIAN MIGRATION

- Collecting information on a regular basis on migration legislations in different hosting countries in cooperation with Egyptian embassies and consulates in these countries.
- Identifying the human and financial resources resulting from the migration phenomenon in order to make the best use of them in development projects in Egypt, and to achieve the maximum utilization of Egyptian expertise abroad. Encouraging Egyptian migrants to invest in Egypt in order to create strong ties between them and their homeland.
- Developing an information dissemination campaign for the Egyptian youth to raise awareness of the risks of illegal migration and guide them towards legal migration channels.
- Cooperating with audiovisual media in order to maintain the Arabic language among consecutive generations of Egyptians abroad.
- Developing and supporting cooperation channels with the entities and institutions concerned with migration through the Supreme Committee of Migration
- Receiving the complaints and inquires of Egyptians abroad through the internet or mail and processing answers for them.
- Activating the role of the General Union of Egyptians abroad and amending its legal framework.
- Encouraging the creation of secondary unions under the supervision of the General Union of Egyptians Abroad.

This report was prepared in collaboration with the International Organization for Migration in the framework of the Integrated Information System Project (IMIS) funded by the Italian Government.

IMIS Introductory Notes

The issuing of this Migration Report is the result of accurate research and data collection that took place in the framework of the Integrated Information System Project (IMIS) project.

The IMIS project started on the 22nd of June 2001 and is the result of a joint collaboration among the Emigration Sector of the Ministry of Manpower and Emigration, the Italian Government as the donor partner and the International Organization for Migration as the implementing agency. IMIS is a technical tool and a capacity building mechanism that supports the Emigration Sector of the Ministry of Manpower and Emigration in the management of regular migration flows from Egypt, improving Egyptian migrants' social status in receiving countries and channeling human and financial resources resulting from the phenomenon of migration.

The setting up and launching of a website for *job opportunities* abroad and the creation of a *portal for Egyptian migrants* represent the main outputs of the project.

The web site is tailored to provide services to employers abroad and Egyptian job seekers. It furnishes an automatic job matchmaking system between demand and offer. Companies abroad, employers, entrepreneurs etc. seeking specific employees' profiles may consult the website roster and, after having identified potential candidates, contact the Ministry of Manpower and Emigration. The Ministry of Manpower and Emigration is in charge of making the validation of the job seekers' profiles and provides support to the foreign employers. The foreign employers can use the service provided by the Ministry of Manpower and Emigration for the short-listing of the candidates. Concerning the final selection of the candidates, the foreign employers can either appoint a local recruitment agency or make the selection directly.

It is important to highlight that the job matchmaking system does not create a binding relationship between the employer and the potential candidate. Foreign employers reserve the right to choose the employers according to their recruitment needs.

In addition to the job seekers' roster, the website provides the users with practical and comprehensive information concerning the receiving countries (mainly western European). This set of information is gathered in a module called "Misriat". Currently

“Misriat” contains information about France, Italy, Norway, and Spain. In the near future, the project aims to expand the “Misriat” module to other potential countries of emigration. Moreover, by using Italy as a pilot case study, the project endorses an awareness campaign for entrepreneurs in need of employees. The case study will be carried out in coordination with the IOM office in Rome, the Italian Ministry of Foreign Affairs, the Italian Ministry of Welfare and the Egyptian Embassy in Italy.

The portal for Egyptians abroad is a tool provided to the Egyptian Government to reinforce relationships between the Egyptian Diaspora and the home country. The enhancement of services for the Egyptian Diaspora by the Emigration Sector will require the strengthening of ties with the Egyptian Non-Governmental Organizations (NGOs) abroad and other structures supporting the Egyptian migrants. Further coordination and contacts with the Egyptian Ministry of Foreign Affairs will contribute to the complete accomplishment of this project objective.

The system represents a pilot experience that aims towards self-sustainability. As a matter of fact, the job matchmaking mechanism represents a practical example of the applicability of the system. Full deployment of the system would require the planning and implementation of *ad hoc* projects. Likewise, the Italian case study is a testing ground, the outputs of which will determine the development of an *ad hoc* project for the application of the mechanism at a national level, as well as in other countries.

The International Organization for Migration, in full cooperation with the Egyptian Government, implemented the project by providing capacity building. The capacity building assistance included managerial capacities, Information Technology (IT) management, the upgrading of language skills and Basic IT knowledge for the whole Emigration Sector, the setting up of a fully trained and operational IT Unit to meet the future technical needs of the Sector and the training of a Research Unit. Essential technical support was provided by the Information Decision Support Centre (IDSC), which contributed to the system setting up procedures.

Considering the traditionally developed and knowledgeable Egyptian research sector, IMIS, with the full collaboration of the Emigration Sector, identified local expertise able to train the project Research Unit and elaborate the present study.

TABLE OF CONTENTS

PREFACE - 3 -
IMIS INTRODUCTORY NOTES - 5 -
LIST OF ABBREVIATIONS AND ACRONYMS..... - 9 -
CHAPTER 1 - 10 -
EGYPT: COUNTRY PROFILE - 10 -
1.1 EGYPT: A GENERAL DESCRIPTION OF ITS GEOGRAPHY AND HISTORY- 10 -
 1.1.1 Geography - 10 -
 1.1.2 History - 11 -
 1.1.3 Land Use and Agriculture - 12 -
1.2 POPULATION AND SOCIAL AMENITIES..... - 14 -
 1.2.1 Population - 14 -
 1.2.2 Social Amenities - 15 -
1.3 ECONOMY - 17 -
1.4 EGYPT WITHIN A REGIONAL CONTEXT..... - 18 -
1.5 CONCLUSION..... - 19 -
CHAPTER 2 - 20 -
MIGRATION POLICIES AND MIGRATION HISTORY IN EGYPT - 20 -
2.1 EVOLUTION OF MIGRATION PATTERNS - 20 -
2.2 MIGRATION AUTHORITIES AND ENTITIES - 23 -
 2.2.1 Ministry of Manpower and Emigration (Emigration Sector) - 23 -
 2.2.2 Ministry of Foreign Affairs - Migration Administration - 24 -
 2.2.3 Ministry of Interior - 24 -
2.3 MIGRATION LAWS..... - 25 -
 2.3.1 Law no. 111 - 25 -
 2.3.2 The Higher Committee for Migration..... - 26 -
2.4 CONCLUSION..... - 28 -
CHAPTER 3 - 29 -
NET EGYPTIAN MIGRATION - 29 -
3.1 EGYPTIANS ABROAD - 29 -
 3.1.1 Egyptians Abroad: When and Where? - 29 -
 3.1.2 Temporary Migration - 30 -
 3.1.3 Permanent Migration - 35 -
3.2 FOREIGNERS IN EGYPT - 39 -
 3.2.1 Foreign Workers in Egypt - 40 -
 3.2.2 Labor Regulations and the New Labor Law (Law no.12/2003) - 40 -
 3.2.3 Refugees in Egypt - 43 -
3.3 CONCLUSION..... - 45 -
CHAPTER 4 - 47 -
ECONOMICS OF MIGRATION - 47 -
4.1 REMITTANCES..... - 47 -

CONTEMPORARY EGYPTIAN MIGRATION

4.1.1 Remittances: An overview	- 48 -
4.1.2 Remittances of Egyptian Migrants	- 49 -
4.2 REMITTANCES USE	- 54 -
4.3 CONCLUSION.....	- 54 -
CHAPTER 5	- 56 -
MIGRATION DYNAMICS AND FUTURE MIGRATION TRENDS	- 56 -
5.1 DETERMINANTS OF MIGRATION.....	- 57 -
5.1.1 Macro-structural factors in Egypt.....	- 57 -
5.1.2 Household characteristics	- 58 -
5.1.3 Individual characteristics	- 59 -
5.2 REASONS FOR EMIGRATION AND DESTINATION COUNTRIES	- 61 -
5.2.1 Reasons for Emigration.....	- 61 -
5.3 MECHANISMS OF MIGRATION	- 62 -
5.3.1 The role of information.....	- 62 -
5.3.2 Migration networks	- 62 -
5.3.3 Admission and migration strategies	- 63 -
5.4 FUTURE MIGRATION TRENDS AND INTENTIONS.....	- 63 -
5.4.1 Migration intentions	- 63 -
5.4.2 Predicting Migration Flows	- 67 -
5.5 CONCLUSION.....	- 68 -
CHAPTER 6	- 70 -
CONCLUSION.....	- 70 -
6.1 SUMMARY OF THE MAIN FINDINGS.....	- 70 -
6.2 SOME POLICY RECOMMENDATIONS	- 75 -
BIBLIOGRAPHY	- 77 -
APPENDIX.....	- 82 -
WEBSITES OF INTEREST.....	- 93 -
DEMOGRAPHY AND DEVELOPMENT	- 93 -
MIGRATION	- 96 -
ABOUT EGYPT.....	- 97 -
Research Centers.....	- 97 -
Politics and Government	- 97 -

List of Abbreviations and Acronyms

CAPMAS	Central Agency for Public Mobilization and Statistics
CBE	Central Bank of Egypt
ES	Emigration Sector
GAFI	General Authority For Investment and Free Zones
GDP	Gross Domestic Product
IMF	International Monetary Fund
IMIS	Integrated Migration Information System project
IOM	International Organization for Migration
MFA	Ministry of Foreign Affairs
MME	Ministry of Manpower and Emigration
SFD	Social Fund for Development
SIS	State Information Services
UNDP	United Nations Development Program
UNHCR	United Nation High Commissioner for Refugees

CHAPTER 1

Egypt: Country Profile

This short chapter provides a brief description of Egypt, its society, population, and economy. The aim is to give essential background information in the light of which the findings of this report are interpreted. The chapter has four sections: the first describes Egypt in terms of geography, history, and land use; the second part introduces a description of Egypt's population and social amenities; further discussion of Egypt's economic conditions are presented in the third section, and the final part of the chapter is devoted to putting Egypt into a regional context by carrying out a comparison between Egypt and neighboring countries in Northern Africa in terms of certain selected demographic and socio-economic indicators. This chapter gives the essential background information to create a framework in which migration issues will be interpreted and analyzed.

1.1 Egypt: a general description of its geography and history

1.1.1 Geography

Egypt occupies the north-eastern corner of Africa and is bordered to the north by the Mediterranean, to the east by the Red Sea, Israel and the Palestinian Authority, to the south by the Sudan, and to the west by Libya. The Sinai Peninsula, which is located in the north-eastern corner of Egypt, is part of the Asian continent. Egypt lies between parallels 22 and 32 and meridians 24 and 37. The dominant geographical feature of life in Egypt is the River Nile which flows through the country for 1800 kilometers from south (Upper Egypt) to north (Lower Egypt). The River Nile represents the main source of water needed for agriculture, and consequently is a major determinant of the geographical distribution of the population, agriculture and economic life in Egypt. Not without reason did Herodotus say that Egypt is the “gift of the Nile” (Beaumont *et al.* 1976: 471). See Graph 1.1 for a location map of Egypt.

1.1 Location Map of Egypt



1.1.2 History

The history of Egypt stretches back to at least 5000 BC. By about 3500 BC, the many tribes living in the Nile Valley coalesced into the kingdoms of Upper Egypt and Lower Egypt. By about 3100 BC, King Menes (Mena) united the kingdoms of Upper and Lower Egypt. By about 3000 BC, the plow and developed agriculture existed in Egypt. During the next 3000 years, there was a succession of about thirty dynasties. The Giza pyramids on the outskirts of Cairo, symbol of the ancient Egyptian civilization, were built in the Fourth Dynasty, in the period between 2686 and 2181 BC (SIS, 2003).

From the sixth century BC until 1952, Egypt was ruled by foreign conquerors attracted to the agricultural wealth as well as the geographic location of the country. Such foreign powers include the Persians, 525–333 BC; the Greeks, 333–30 BC; the Romans, 30 BC–284 AD; the Arabs, 642–1260; the Ottoman Caliphate, 1517–1914; the French, 1798–1801; and finally the British, 1882–1952 (SIS, 2003).

On the 23rd of July 1952, the Free Officer Movement led by Gamal Abd El-Nasser seized power in a bloodless revolution that allowed King Farouk to leave the country with a full royal salute. On the 18th of June 1953, the monarchy ended and Egypt was declared a Republic and Mohamad Naguib was named as the first President. In 1954 Nasser assumed control as the second president. During Nasser's presidency, extensive agricultural and industrial development projects were carried out. Progressive economic and social reforms were implemented for the benefit of the majority of the Egyptian people.

With the death of President Nasser in September 1970, General Anwar El-Sadat assumed office. The Sadat period witnessed changes in the political, social and economic domains, and at the same time, the private sector was given a greater share in the country's economy through the implementation of the "Open Door Policy". In October 1981, Vice President Hosny Mubarak succeeded Sadat as President. Economic reforms undertaken under Mubarak succeeded in diverting finance towards productive investment in industry and agriculture. The main features of Egypt's national economic policy under President Mubarak are the efforts to broaden the economic base by promoting local, Arab and foreign investment. A process of successful privatization has been initiated, the stock exchange has been revived, and reform programs with the IMF and the World Bank have been signed and implemented (Presidency, 2003).

1.1.3 Land Use and Agriculture

Egypt's development initiatives were fundamentally conditioned by its unique geography, in particular the brutal contrast between the densely-settled Nile Valley and Delta regions, and the sparsely inhabited or almost completely uninhabited remainder of the country. Within the valley and delta of the Nile, the physical environment is highly favorable to agriculture of a highly intensive kind.

CONTEMPORARY EGYPTIAN MIGRATION

Crops can be grown virtually all year round because of the warmth of the climate, high levels of insulation, a constant (though highly rationed) supply of irrigation water, and the high fertility of the river-deposited alluvial soils. Furthermore, the formation itself of the valley, which is enclosed by scarps rising sharply from the valley floor, enables the river to flow without major losses through seepage and evaporation. In the past this has permitted, but contained, the annual flooding regime, essential for the creation of the alluvium and its great fertility (Beaumont *et al.*, 1976).

The fertility of the Nile Valley contrasts with the aridity of the surrounding deserts, although the abruptness of this contrast decreases in the north of the country where the delta, defined as a triangle with corners at Cairo, Alexandria and the Suez Canal, spreads out and where rainfall along the coastal strip attenuates the desert climate. In fact, dry farming is possible all along the northern coast from the Libyan border to northern Sinai. South of this littoral, and away from the Nile Valley, litho sols – soils based on parent rock – are widespread over the immense remainder of national territory, which is desert. Rock outcrops are common, and slopes are often steep. Possibilities for the expansion of agriculture and human settlement were traditionally thought to be very limited beyond a scattering of oases in the western desert – Siwa, Bahariya, Farafra, Dakhla and Kharga – and some lateral extensions to the Upper Nile Valley below Aswan and to the Delta area. However, the discovery of important mineral resources – oil, iron ore, manganese and phosphates – has somewhat changed the economic perception of Egypt's peripheral areas. Recently there has been the growth of tourist settlements along the Red Sea Coast and Sinai as well as other major new development projects such as the Toshka scheme, the East Oweinat project, East Port-Said and the Gulf of Suez. The significance of these and earlier projects lies in the spatial polarization of the Egyptian population which, although growing rapidly, faces a more or less fixed, or at least very highly constrained, resource of cultivable and habitable land (Esfahani, 1987; Zohry, 2002).

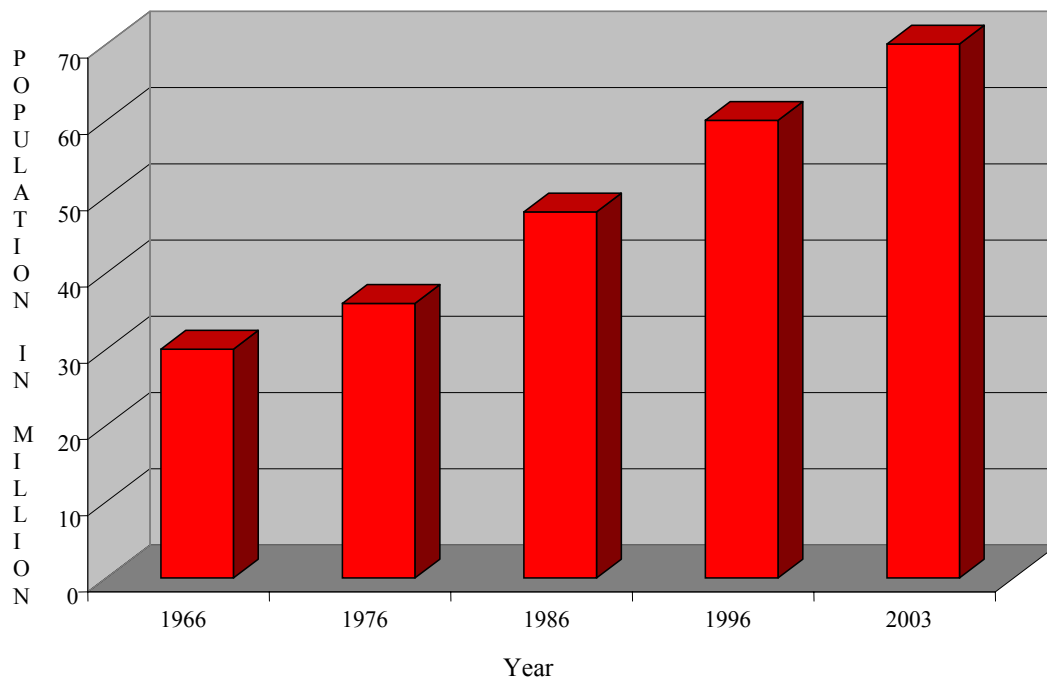
1.2 Population and Social Amenities

1.2.1 Population

Rapid population growth is considered to be one of the crucial problems which hinders development efforts in Egypt. While the population of Egypt took 50 years to double between 1897 (9.7 million) and 1947 (19 million), from 1947 to 1976 it took less than 30 years. Today, Egypt's total population approaches 70 million. The annual population growth rate is around 2.0%. Over 95% of the population is crowded around 5% of the total land area of one million square kilometers: the narrow ribbon of settlement, dense population and agriculture which follows the course of the Nile. The remaining 95% of the land area is arid desert. Although it can be seen as a kind of "natural response" to the geography of economic opportunity, migration to large cities has undoubtedly contributed to the further imbalance of Egypt's population distribution.

The population has been undergoing a rapid increase. In the last few decades, the population increased from 30 million in 1966 to 36 million in 1976, then to 48 million in 1986. In the last population census (1996) the population had reached 60 million. This means that the population of Egypt doubled in 30 years, between 1966 and 1996 (see Graph 1.2). An awareness of family planning and commitment to this issue started in the 1950's, but an explicit population policy did not emerge until 1985 when the National Population Council was established. The Government's subsequent plans to slow population growth have been based upon various criteria including an efficient health system promoting primary maternal and child health care, the reduction of infant and maternal mortality, and moreover, the integration of family planning into all health facilities. The government recognizes the need to adopt appropriate measures regarding information, education and communication in order to increase awareness, while paying special attention to gender issues to encourage women's involvement in formal education and employment.

Graph 1.2- Population Growth (1960-1996)



1.2.2 Social Amenities

The UNDP Human Development Index (2002) ranks Egypt 115 out of 173 countries. Moreover, Egypt's growing population which, according to some estimates, may exceed 100 million people by 2020 continues to place a burden on the limited resources. Although Egypt is achieving the improvement of certain social and economic indicators, progress still needs to be made in many other areas. The national authorities are determined to combat poverty, which according to different sources of information, remains high. Recent estimates show that 23% of the population lives below the national poverty line with more than 12% of children under the age of five suffering from malnutrition (UNDP, 2002).

The government is also placing considerable emphasis on fighting unemployment. Official estimates placed unemployment at about 8.4% in 2000/2001, down from 9.2% in 1991/1992. In order to control unemployment, however, Egypt will need to achieve a

CONTEMPORARY EGYPTIAN MIGRATION

sustained real GDP growth rate of at least 6% per year. The economy has to generate between 600,000 and 800,000 new jobs each year in order to absorb new entrants into the labor market. However, between 1990 and 1997 only about 370,000 new jobs were created yearly. The size of the informal sector and the level of over-employment in the public sector add to the complexity of the problem.

Another major challenge for Egypt is education. With illiteracy levels still prevailing at 45%, Egypt needs to address the quality of its education. Women in particular are targeted by this problem (60% of adult females and 36% of adult males are illiterate). While education in Egypt is free and enrolment at school has greatly improved, the system requires reform as the quality of education and the school facilities available do not match the population growth. The Government is now working on reducing drop out rates and improving girls' education, in cooperation with the National Council for Motherhood and Childhood and the National Women Council.

The Social Fund for Development (SFD) was established at the beginning of the 1990s and its primary task was to mitigate the initial adverse effects of structural adjustment. Since then the SFD has been institutionalized and is particularly active in job creation through small scale and micro enterprise development.

A health reform program is also underway. Statistics suggest that all immunization efforts are financed by the government and over 93% of all 1-year-old children are fully immunized against BCG, DPT3, Polio, and Measles. Maternal mortality rates dropped by 52% from 174 deaths per 100,000 live births in 1992/93 to 84 deaths in 2000.

1.3 Economy

Egypt's economy relies mainly on the following four sectors: tourism, remittances from Egyptians working abroad, revenues from the Suez Canal and oil. UNDP data (2003) suggest that almost 50% of Egypt's GDP in 2000 was generated by the service sector. Tourism, which is the country's largest revenue earner and which employs 2.2 million people, was severely affected by the terrorist attacks on the United States in September 2001.

Egypt's real economic growth has declined from approximately 5% to 2.1% per annum. This growth rate is not enough to absorb Egypt's growing labor force. However, with inflation rates going down to 4% from a level of 21.9%, family consumption is growing at an annual rate of 4.5%. Since the 1990s the shift to a free market economy and the adoption of economic reforms and structural adjustment has produced mixed results. Stabilization programs have been successful, and a series of IMF agreements along with massive external debt relief helped Egypt improve its macroeconomic performance during the 1990s. Meanwhile, fiscal balance, foreign reserves, and external debt have improved compared to the 1980s.

By mid-1998, however, the pace of structural reform slackened and combined with lower hard currency earnings, resulted in pressure on the Egyptian pound. This led to its devaluation against the US dollar (in June 2003, 1USD=5.97 LE). The impact of such devaluation on the purchasing power of the ordinary Egyptian is yet to be measured. The streamlining and modernization of Egypt's civil service, through civil sector reform and privatization programs, is ongoing.

Regarding foreign investments, Egypt has displayed the strongest commitment to economic reform and structural adjustment of all the emerging markets, and has created an environment capable of channeling capital into various economic sectors attractive to foreign investment. Total cumulative foreign direct investments of companies registered with the General Authority for Investment and Free Zones (GAFI) amounted to L.E. 30 billion by 2002.

CONTEMPORARY EGYPTIAN MIGRATION

Foreign investment constitutes 54% of the total, with Arab investment accounting for the remainder. Yet, the changing climate of the global economy, coupled with unexpected regional political and military tensions, is likely to impede the recovery of Egypt's economy and restrain progress. Naturally, the sectors that were most adversely affected are those involving foreign transactions.

1.4 Egypt within a Regional context

A comparison between Egypt and neighboring countries in Northern Africa with respect to certain selected demographic and socio-economic indicators is given in Table 1.1. This comparison sheds some light on the regional similarities and dissimilarities between Egypt and its neighbors. It shows, by and large, that Egypt has demographic and economic profile variables that are fairly typical of adjacent countries. The country that most resembles Egypt is Morocco, whereas Tunisia, for example, is more advanced in its pathway to economic and demographic development, and the Sudan lies some way behind Egypt.

Table 1.1

Egypt and neighboring countries: some selected demographic, economic, and social indicators (circa 2001)

Indicators	Egypt	Morocco	Algeria	Tunisia	Libya	Sudan
Population (in Millions)	69.1	30.4	30.8	9.6	5.4	31.8
Illiteracy Rate (%)	43.8	50.1	31.2	27.9	19.1	40.9
Infant Mortality Rate (per 1,000)	42.2	44.0	44.4	26.8	25.6	79.6
Total Fertility Rate (per woman)	3.0	3.1	2.9	2.1	3.4	4.6
Life Expectancy at Birth (years)	67.9	68.3	70.0	70.6	70.7	56.6
Per Capita GDP (US\$)*	1,454	1,116	1,760	2,058	6,752	370
Access to Health Services (% of population)	99.5	NA	NA	NA	NA	NA
Access to Safe Water (% of population)	95.0	82.0	94.0	NA	72.0	75.0

Source: African Development Bank (2003) * Data refer to 2000.

1.5 Conclusion

A general description of the Egyptian setting has been outlined in this chapter. The description included Egypt's geography, history, population, and socioeconomic indicators. A comparison between Egypt and neighboring countries in North Africa was made in order to place Egypt within a regional context.

CHAPTER 2

Migration Policies and Migration History in Egypt

International migration has always been considered a demographic and socioeconomic phenomenon greatly affected by both internal and external factors. The most important among these factors are the political conditions prevailing in both sending and receiving countries and the labor market mechanism at an international level. This means that international migration responds directly to any changes in these two factors in the international arena (Choucri, 1999). The evolution of Egyptian migration trends was characterized by specific national and international socio-economic conditions and changing national legislations. Egyptian government policy towards migration has experienced different phases since the 1950s

The following chapter will briefly analyze the evolution of Egyptian migration trends and policies and will later turn to the description of the current governmental structures dealing with migration dynamics.

2.1 Evolution of migration patterns

The history of Egyptian migration dates back to the 19th century, when the first cultural expeditions of students headed towards Europe and when, for political reasons and in association with early Egyptian nationalism, certain temporary migratory flows occurred. However, a systematic and organized migration began with Egypt's sponsorship of school teachers to Iraq in the 1930s, a program which spread to additional countries after the 1952 revolution (Sell, 1988).

The mid-1950s witnessed the beginning of Egyptian awareness of the role of migration as a labor distress mechanism for the increasing over-population. However, until mid-1966, the state imposed restrictions on the migration of technicians and skilled workers. After some of those restrictions were eased, a wave of permanent emigration started. Furthermore, after the war of 1967 most graduate students with scholarships, or studying at their own expenses, were tempted to stay abroad due to unfavorable economic conditions at home.

CONTEMPORARY EGYPTIAN MIGRATION

In 1971, permanent and temporary migration was authorized under Article 52 of the 1971 Constitution, eliminating every barrier to emigration. Article 52 stated that "all Egyptians were granted the right to emigrate and to return home". During the same year, the government issued Law 73, which gave the public sector and government employees the right to return to their jobs within one year of the date of resignation. The time frame was then extended to two years and other legal impediments were removed. At this time, the phenomenon of temporary migration started and large numbers of migrants began to flow towards the Arab Gulf Countries.

After the war of 1963, which led to a large increase in oil prices, Arab oil-producing countries adopted ambitious development plans and programs. The demand for Egyptian labor increased and extensive flows of Egyptian labor migrants moved to the Gulf Countries. The number of Egyptian migrants was estimated by CAPMAS to be about 70 thousand and it increased to about 1.4 million according to the 1976 Population Census.

During this period, many measures and individual decisions were taken to ease the restrictions imposed on migration procedures. During this phase, migration was a top priority for the following reasons: to solve unemployment problems; to use remittances to in order to repair payment deficits and to finance private projects; to supply Arab countries with required labor and to relieve pressure caused by political and economic factors.

A sense of stability prevailed in relation to labor migration as a result of the existence of governmental agencies responsible for organizing labor migration.

Increasing demand for teachers became evident in all Arab countries in this phase. Government supported migration from the health sector including doctors, veterinarians, pharmacists, and dentists. Iraq became a favored destination for unskilled labor during this phase due to its liberal immigration policies towards fellow Arabs and its excess demand for foreign labor as a result of their war with Iran.

New developments in the field of Egyptian migration occurred. A new type of migration emerged, as many Asian and South Asian low-paid workers migrated to a number of labor-importing Arab countries. In this respect, the Presidential Decree No. 574 of 1981 was issued for the purpose of establishing the Ministry of State for Emigration Affairs due to Egypt's concern with organizing migration and sponsoring Egyptian migrants.

CONTEMPORARY EGYPTIAN MIGRATION

One of the most important responsibilities undertaken by this ministry is to sponsor Egyptians abroad and provide them with a number of services and facilities.

Whereas in 1960, oil revenues of the Arab member States of Oil Producing and Exporting Countries (OPEC) were estimated to be US\$ 206 billion, after the start of the Iran-Iraq war they decreased to US\$ 52 billion in 1987. As a consequence, the volume of Egyptian emigrants began to decrease and the flow of emigrants became smaller.

After the second half of the 1980s, the Egyptian migrant labor force faced a number of problems related to domestic and international factors such as: the end of the first Gulf War; the fall in price of oil; the decline in the demand for construction workers in Arab Countries; the policy of replacing foreign labor with national labor force undertaken by the Arab oil-producing countries.

The Egyptian Government responded to these constraints with the promulgation in 1983 of the Emigration and Sponsoring Egyptians Abroad Law no.111.

In the late 80s a counter-flow of return migrants from the Gulf area to Egypt and a sharp decline in the number of new work contracts for Egyptian migrants took place. Considering 1988 as a base year, the number of contracts halved in 1989. This was due to the decline of market and labor relations with Jordan, Iraq, Yemen, Saudi Arabia and other Arab Gulf countries. In 1990, the number of contracts further decreased to 43% (in relation to the year 1988). Nevertheless, contracts with Saudi Arabia and Libya increased noticeably in 1990.

The Iraq-Kuwait War, or second Gulf War, directly influenced the conditions of immigrants in these two countries. In fact, almost all the Egyptian migrants in Iraq and Kuwait returned to Egypt.

In the wake of the Gulf Crisis and with a return to normality in the area, migration rates practically recovered the *status quo ant.* Receiving countries reconsidered the issue of immigration but with more regularized policies. Moreover, many migrants settled down in Egypt after long periods of migration spent abroad. According to the findings of the census of 1996, the number of migrants abroad reached 2.8 million

The Asian and Arab migrant workers returned back to their countries of origin as a result of the decline in contract renewals and of the nationalization measures undertaken by the receiving countries.

This has motivated labor-exporting countries to explore the hypothesis of opening new job markets. As a result, the presidential decree no. 31 of 1996 shed light on the need to restructure certain ministries. As a consequence, the responsibility for migration issues and Egyptians abroad has been undertaken by the Ministry of Manpower and Emigration. Thus, new policies relating to all aspects of sponsorship and available facilities for Egyptians abroad, in cooperation with the ministries and entities concerned, have been endorsed. The creation of the Higher Committee for Migration by virtue of resolution no. 2000 of 1997 is considered one aspect of such cooperation. It represents an instrument to merge all the institutional bodies dealing with migration

2.2 Migration Authorities and Entities

With respect to migration policies and laws, these cannot be separated from their legislative and implementing bodies, the authorities and entities. Several ministries and authorities are responsible for legislating, analyzing and organizing migration issues. The main authorities include:

1. Ministry of Manpower and Emigration - Emigration Sector
2. Ministry of Foreign Affairs - Migration Administration
3. Ministry of Interior

A brief description of these entities is given below:

2.2.1 Ministry of Manpower and Emigration (Emigration Sector)

The post of Minister of State for Emigration Affairs and Egyptians Abroad was created in 1981 by the Presidential Decree no. 574 and was enacted to define the responsibilities of the Minister. It was followed by the promulgation of Public Law no. 111 which has the following two objectives: 1) to arrange both a permanent and a temporary emigration system; the law secures, in fact, the right of any individual to emigrate in accordance with the provisions of the Constitution. It also outlines the rules and procedures to be followed in order to emigrate. 2) To outline the provisions dealing with providing the necessary care and extending facilities to Egyptian emigrants before their actual departure from

Egypt or after their arrival to host countries as well as to those who decide to return. The goal is to maintain strong ties with Egyptians abroad.

The Presidential Decree no. 165 of 1996 was issued transferring the responsibilities of the Ministry of State for Emigration Affairs to the Ministry of Manpower and Employment, which was re-named the Ministry of Manpower and Emigration. The decree stated the principal goals to be achieved by the Emigration Sector of the Ministry as follows:

- Linking emigration policy with the national interests of the State in achieving economic and social development.
- Providing the necessary care for Egyptians abroad and establishing links between them and their mother country. This includes consolidating the spiritual and social bonds between them in order to create awareness of Egyptian national issues.

The current strategy of the Emigration Sector focuses on two dimensions; first, developing work systems by introducing new technologies to construct an updated Egyptian Migration database that includes job opportunities abroad as well as numbers and statistics, and a computerized system through the Internet to link Egyptians abroad to their homeland. The second dimension of the ES strategy is to reinforce the role of the “Union of Egyptians Abroad” and other civil society organizations that represent Egyptian abroad.

2.2.2 Ministry of Foreign Affairs - Migration Administration

The Ministerial Decree no. 121 was issued in 1969, whereby this ministry established a division responsible for coordinating with other government bodies in order to facilitate the migration process and to undertake studies that could enhance policies.

2.2.3 Ministry of Interior

The Ministry of Interior grants work permits to temporary migrants prior to their departure, as well as keeping records of all passengers who cross the Egyptian borders through its control points in the airports, ports, and land points throughout Egypt.

2.3 Migration Laws

2.3.1 Law no. 111

The promulgation of the Emigration and Sponsoring Egyptians Abroad Law no. 111 of 1983 is regarded as the main migration law in Egypt. The law consists of five chapters. A brief description of each chapter is given below:

Chapter (1) covers the general provisions applicable to all migrants, whether permanent or temporary. The chapter elaborates on the responsibilities undertaken by the Minister concerned with Emigration Affairs.

Chapter (2) covers the provisions, conditions, and measures of permanent emigration. According to the provisions stated in this chapter, a permanent migrant is an Egyptian who:

- Stays abroad permanently (by obtaining the nationality of a foreign country or by obtaining a permanent residence permit).
- Stays abroad for at least 10 years.
- Obtains an emigration permit from one of the countries of destination.

The Emigration Law stipulates that potential permanent migrants will be granted a “permanent emigration permit” by the administrative entity concerned after the approval of the countries of emigration has been obtained. The data of potential migrants will be registered in the records prepared for this purpose.

The Law grants migrants the right to retain their Egyptian nationality along with the nationality of the country of destination. It states, moreover, that a permanent migrant status may be dropped in the following cases:

- If the person does not travel to the country of destination within six months of obtaining the emigration permit.

CONTEMPORARY EGYPTIAN MIGRATION

- If the person returns and stays in his/her homeland for more than one continuous year, providing that his/her stay is not due to constraining factors.

In the case of staying in Egypt for more than the specified period, a migrant will have to obtain permission from the Ministry concerned with Emigration Affairs in order to be considered eligible for migration once again.

Chapter (3) covers the provisions of temporary emigration. It is stated that a temporary Egyptian migrant is an Egyptian citizen, not a student or seconded worker, who stays and sets up his/her main activity abroad and works there to make his/her living, providing that he/she stays abroad for one continuous year.

A migrant status will be dropped if the citizen returns back to his/her homeland and stays for more than six continuous months; or if the citizen returns to work in his/her homeland.

Chapter (4) covers all those issues related to migrants' rights to sponsorship and exemption from taxes and fees on the returns of their deposits invested in the banks operating in Egypt. Moreover, migrants' capital utilized in investment projects in Egypt is to be granted the same advantages granted to foreign capital.

Chapter (5) includes concluding and transitional provisions related to the rules that must be followed by Egyptians who are identified as migrants.

2.3.2 The Higher Committee for Migration

This was formed by Resolution no. 2000 of 1997, and incorporates all entities concerned with migration. Article 4 of the Emigration law states that a Higher Committee for Migration will be set up and headed by the Minister concerned with emigration affairs. The membership of the said committee includes representatives of the ministries and entities concerned with migration.

CONTEMPORARY EGYPTIAN MIGRATION

Based on this article, the Prime Minister Resolution No. 200 of 1997 has been issued for the purpose of setting up the Higher Committee for Migration, which is headed by the Minister of Manpower and Emigration in his capacity as the Minister concerned with emigration affairs. The membership of the committee includes representatives of the following ministries:

- The Ministry of Education
- The Ministry of Scientific Research
- The Ministry of Foreign Affairs
- The Ministry of Interior
- The Ministry of Defense
- The Ministry of Economy and International Cooperation
- The Ministry of Planning
- The Ministry of Information
- The Ministry of Tourism
- The Ministry of Insurance and Social Affairs
- The Ministry of Finance
- The Ministry of Tourism and Civil Aviation
- The Ministry of State for Local Development

The competences of the Higher Committee for Migration are stated in article 5 of the Emigration Law no. 111 of 1983:

- Considering the establishment of professional training centers for potential migrants.
- Considering the organization of specialized courses for the purpose of qualifying potential migrants. The Minister concerned with emigration affairs is to issue a resolution for organizing these courses and defining their programs.
- Providing Egyptians abroad with the necessary cultural, media and national materials that maintain their ties with their homeland; providing the means of diffusing the Arabic language among migrants' children, and supporting the efforts exerted by Egyptian religious entities to deepen the spiritual heritage among Egyptians abroad.

CONTEMPORARY EGYPTIAN MIGRATION

- Suggesting the facilitations to be granted to migrants, whether before their departure, or during their stay abroad, or after temporary or permanently returning to their homeland.
- The Higher Committee for Migration convenes once every three months at least, upon the request of its chairman. The committee may set up other secondary committees from among its members or other members to study the issues put forward.

2.4 Conclusion

Egypt has a long history of migration and migration policies. Egyptian migration policies and migration patterns were explored in this chapter. Furthermore, the chapter described the structures, laws and functions of the governmental bodies currently dealing with the issue of migration.

CHAPTER 3

Net Egyptian Migration

This chapter addresses the estimated number of Egyptians abroad in addition to estimates of foreigners in Egypt. It is principally based on national data sources that publish estimates of Egyptians abroad according to country of residence, number of work permits, and number of Egyptians requesting other nationality permits. International estimates are also used for comparisons.

3.1 Egyptians Abroad

3.1.1 Egyptians Abroad: When and Where?

"Egyptians have the reputation of preferring their own soil. Few ever leave except to study or travel; and they always return... Egyptians do not emigrate" (Cleland, 1936:36, 52). With few exceptions, this was the case up until the middle of the twentieth century. As mentioned in Chapter 2, only a reduced number of Egyptians, primarily professionals, had left the country in search of employment before 1974. Then, in that year, the government lifted all restrictions on labor migration. The move came at a time when oil-rich Arab states of the Arabian Gulf and neighboring Libya were implementing major development programs with funds generated by the quadrupling of oil revenues in 1973. The number working abroad in the Arab region around 1975 reached about 370,000 as part of about 655,000 total migrants (Brinks and Sinclair, 1980). By 1980 more than one million Egyptians were working abroad. This number more than doubled by 1986, with an estimated 2.25 million Egyptians abroad (CAPMAS, 1989). The emergence of foreign job opportunities alleviated some of the pressure on domestic employment. Many of these workers sent a significant portion of their earnings to their families in Egypt. As early as 1979, these remittances amounted to US\$2 billion, a sum equivalent to the country's combined earnings from cotton exports, Suez Canal transit fees, and tourism (see Remittances in Chapter 4).

Foreign demand for Egyptian labor peaked in 1983, at which time an estimated 3.28 million Egyptian workers were employed abroad. After that year, political and economic developments in Arab oil-producing countries caused a cutback in employment opportunities. The decline in oil prices provoked by the Iran-Iraq war forced the Arab Gulf oil industry into a recession, in turn causing many Egyptians to lose their jobs. Most of the expatriate workforce remained abroad but new labor migration from Egypt slowed considerably. In the early 1990s, the number of Egyptian workers abroad still exceeded 2.2 million.

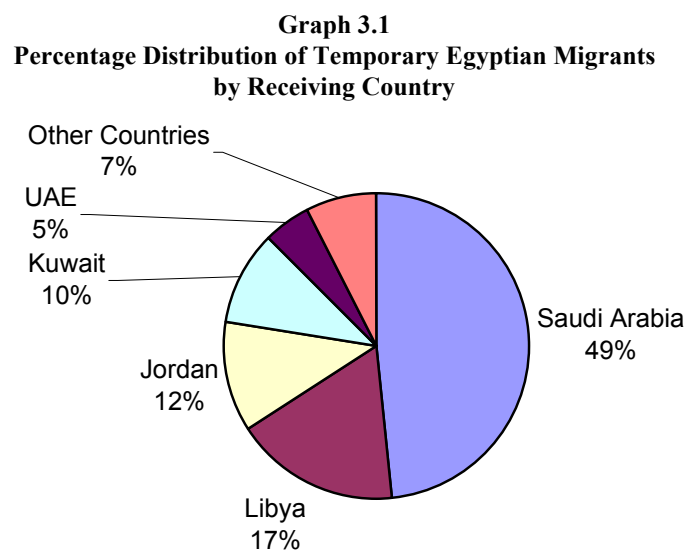
The majority of Egyptian labor migrants are expected to return home eventually, but thousands left their country each year with the intention of permanently resettling in various Arab countries, Europe, or North America. These emigrants tended to be highly educated professionals, mostly doctors, engineers, and teachers. Iraq was the Arab country most likely to accept skilled Egyptians as permanent residents. Seeking agricultural professionals trained in irrigation techniques, Iraq encouraged Egyptian farmers to move to the sparsely populated but fertile lands in the south. Outside the Arab countries, the United States was the preferred destination. Between 1970 and 1985, about 45,000 Egyptians immigrated to the United States (Library of Congress, 2003).

3.1.2 Temporary Migration

Egypt is now experiencing what is called the *permanence of temporary migration* (Farrag, 1999). In the last three decades, flows of temporary migrants to neighboring Arab countries exceeded those of their permanent counterparts in Europe and North America. Temporary migration takes various forms. Official secondment through public and governmental authorities on the basis of bilateral and personal contracts with public and private authorities in Arab countries is one of the main forms of migration. Travel through official channels in search for a job increased over the last two decades as an alternative form of migration. Working in branches of Egyptian companies, especially in the construction sector, was one of the channels of temporary migration.

Volume of Temporary Migration

According to the estimates of the Central Agency of Public Mobilization and Statistics (CAPMAS), the total number of Egyptian temporary migrant laborers is about 1.9 million. Most of the demand for Egyptian labor is concentrated in four markets: Saudi Arabia, Libya, Jordan, and Kuwait. Migrants to these countries comprise 87.6 percent of the total number of Egyptian migrant laborers. In recent years since the end of the civil war, Lebanon has become a new destination for unskilled Egyptian migrants who work mainly in construction and the revitalization of Lebanon (See Table 3.1 and Graph 3.1). The volume of Egyptian labor migration is affected by two factors; politics and economics. During the 1970s and most of the 1980s, demand for Egyptian labor was concentrated in four countries: Iraq, Saudi Arabia, Libya, and Jordan.



Towards the end of the 1980s, Egyptians in Saudi Arabia and other Gulf countries comprised a much smaller proportion of the foreign workforce than in the late 1970s before major construction projects were completed. In the 1980s, Egyptian workers represented 40 percent of total foreign labor in Saudi Arabia. A smaller workforce was spread around Bahrain, Kuwait, Oman, Qatar, and UAE. Over the last three decades, the fluctuation in the number of migrant laborers to Iraq and Libya has been affected by political tensions including both the Gulf Wars and the political and economic sanctions on Libya.

Table 3.1

Temporary Egyptian Migration by Receiving Country

Receiving Country	Number of migrants	%
Saudi Arabia	923,600	48.29%
Libya	332,600	17.39%
Jordan	226,850	11.86%
Kuwait	190,550	9.96%
UAE	95,000	4.97%
Iraq	65,629	3.43%
Qatar	25,000	1.31%
Yemen	22,000	1.15%
Oman	15,000	0.78%
Lebanon	12,500	0.65%
Bahrain	4,000	0.21%
Total	1,912,729	100.00%

Source: CAPMAS (2001)

Contracts for Egyptians to work in Arab countries

If the estimation of the total number of Egyptian laborers in Arab countries represents the volume or the stock of Egyptians working in these countries, the total number of contracts per year represents the flow of migration and its dynamics. When the total number of contracts for Egyptians to work in Arab countries is tracked from the year 1991 until the most recent available data for the year 2001, a fluctuation of data series is evident. This may be connected to the close relation between migration – from one side – and politics and economy from the other side as mentioned earlier.

The total number of contracts increased from a very low level of 589 in 1991 after the second Gulf War, to 39,812 in 1992. It reached its peak in the years 1993/94, then decreasing sharply to reach to its lowest level in the year 1999. However, it has started to increase again over the last few years although not to such a high level as in the mid-1990s. One should bear in mind that the total number of contracts presented in Table 3.2 represent contracts through the Ministry of Manpower and Migration and that they do not represent the overall flows of migration from Egypt in the years mentioned (See Table 3.2).

Table 3.2

Number of Contracts for Egyptians to Work in Arab Countries (1991-2001)

Year	Number of Contracts
1991	589
1992	39,812
1993	83,464
1994	83,458
1995	49,372
1996	9,601
1997	4,643
1998	7,201
1999	6,586
2000	17,652
2001	14,722
Total	317,100

Source: General Directorate for External Employment, Ministry of Manpower and Emigration.

Characteristics of Current Temporary Migration

The main features of Egyptian temporary migration flows are that they are comprised of both highly skilled and unskilled persons, which means that all professions migrate temporarily, ranging from scientists and technicians to production workers. Temporary migration to neighboring oil-rich countries is male-dominated. Since 1970 at least 90 percent of migrant laborers have been males.

Regarding the occupational composition of Egyptian migrants, it can be observed that during the earlier phases of massive labor movement in the mid-1970s, most workers were employed in construction. Since then, the percentage of scientists and technicians has increased and the share of production workers has declined, although the percentage remains high comprising one-third of migrants in the year 2002. Unskilled laborers face a labor compression in their traditional markets, due to new streams of cheap labor migrants coming from South-East Asia and heading the GCC countries.

CONTEMPORARY EGYPTIAN MIGRATION

The percentage of scientists and technicians increased from 20.4% of all professions in 1985 to 40.2% in 1990, but it seems to have reached a saturation point given the fact that the rate of 2002 is almost the same as that of 1990. Egyptians generally fill jobs for which locals are either untrained or not willing to undertake, for example in the construction sector in Saudi Arabia or in the agriculture sector in Iraq. Duration of stay abroad varies according to skill level (see Table 3.3 for more details).

Regarding the distribution of Egyptian migrants by occupation and country, it is clear that Saudi Arabia, Libya, Kuwait, UAE, Qatar, Yemen, and Oman absorb highly skilled Egyptian workers. The percent of technical and scientific migrants to these countries ranges between 69.1 in Yemen to 40.5 in Saudi Arabia. The highest percentage of unskilled migrants is found in Lebanon, where they comprise about 75% of the total number of Egyptian migrants; Iraq and Jordan rank second with 69.2%; in UAE they comprise 50%, and in other Arab countries they range between 37.4% in Qatar and 7.7% in Yemen. Generally, The GCC plus Libya absorb most of the skilled Egyptian laborers, while Iraq, Jordan and the GCC countries absorb the majority of unskilled Egyptian migrants (see Table 3.4 for more details)

Table 3.3

Percentage Distribution of Contracts by Occupation between 1985 and 2002

	Occupation	1985	1990	2002
1	Scientists and technicians	20.4	40.2	41.0
2	Managers	0.3	0.3	2.4
3	Clerical workers	8.8	8.0	1.5
4	Sales and services	18.5	17.3	12.7
5	Agriculture, animal husbandry and fishing	8.9	5.3	8.6
6	Production workers	43.0	28.9	33.8
	Total	100	100	100

Source: Ministry of Manpower and Emigration.

Table 3.4

Distribution by Occupation of Egyptian Migrants in Arab Countries, Egypt 2002*

	Country	Occupation					Production workers	Total
		Scientists and technicians	Managers	Clerical workers	Sales and services	Agriculture animal husbandry and fishing		
1	Saudi Arabia	40.5	0.4	0.3	20.6	7.1	31.1	100
2	Libya	57.0	9.0	0.0	0.0	0.0	34.0	100
3	Jordan	1.4	0.0	2.1	1.7	31.9	62.9	100
4	Kuwait	53.5	1.1	9.6	21.5	0.2	14.1	100
5	UAE	41.1	4.0	1.0	2.9	0.9	50.1	100
6	Iraq	2.6	0.0	0.0	1.5	33.0	62.9	100
7	Qatar	51.5	1.9	2.1	6.1	1.0	37.4	100
8	Yemen	69.1	18.1	4.0	1.1	0.0	7.7	100
9	Oman	52.9	8.1	2.0	4.1	1.4	31.5	100
10	Lebanon	0.0	0.0	2.0	2.3	21.1	74.6	100
11	Bahrain	27.2	5.5	9.3	24.3	0.0	33.7	100
	Total	39.0	2.4	1.5	12.7	8.6	35.8	100

Source: Ministry of Manpower and Emigration. * in percentage.

3.1.3 Permanent Migration

At the beginning of the twentieth century Egyptian migration was not a relevant phenomenon. A few number of emigrants used to travel for limited and specific purposes and then return home. However, at the beginning of the 1960s, some political, economic and social developments came about. This state of affairs has led some Egyptians to migrate permanently to America and Europe. This kind of permanent migration highlights the search for better scientific and financial conditions than those prevalent in the migrant's country of origin.

Estimation of Egyptians Abroad

According to the estimates of CAPMAS, the total number of permanent Egyptian migrants in non-Arab countries is slightly more than 0.8 million (824 thousands). About 80 percent of the permanent Egyptian migrants are concentrated in five countries; USA with 318 thousand (38.6%), followed by Canada with 110 thousand (13.3%), and then Italy, Australia, and Greece with 90, 70, and 60 thousand respectively.

CONTEMPORARY EGYPTIAN MIGRATION

The other 20% of permanent Egyptian migrants are concentrated in Western European countries, mainly Holland, France, England, Germany, Switzerland, Austria, and Spain (See Graph 3.2 and Table 3.5 for more details).

It is important to question the reliability of national estimates regarding the total number of Egyptians abroad, especially those related to the permanent or semi-permanent migrants who migrate to non-Arab countries. The numbers given by CAPMAS are simply estimates relying on reports from Egyptian Embassies abroad, cross-border flows from the Ministry of Interior, work permits from the Ministry of Manpower, and some other sources and international estimates. The estimates of Egyptians in major receiving countries differ from those made by CAPMAS. According to Italian estimates for example, there are 35,000 Egyptians in Italy while the national estimate calculated by CAPMAS acknowledges 90 thousand. National estimates by CAPMAS may need to be revised and matched with estimates from receiving countries according to data availability. On the contrary, the estimates carried out by CAPMAS of Egyptians abroad (temporary and permanent) are lower than those of the Ministry of Foreign Affairs (MFA). The two estimates differ by 1 million.

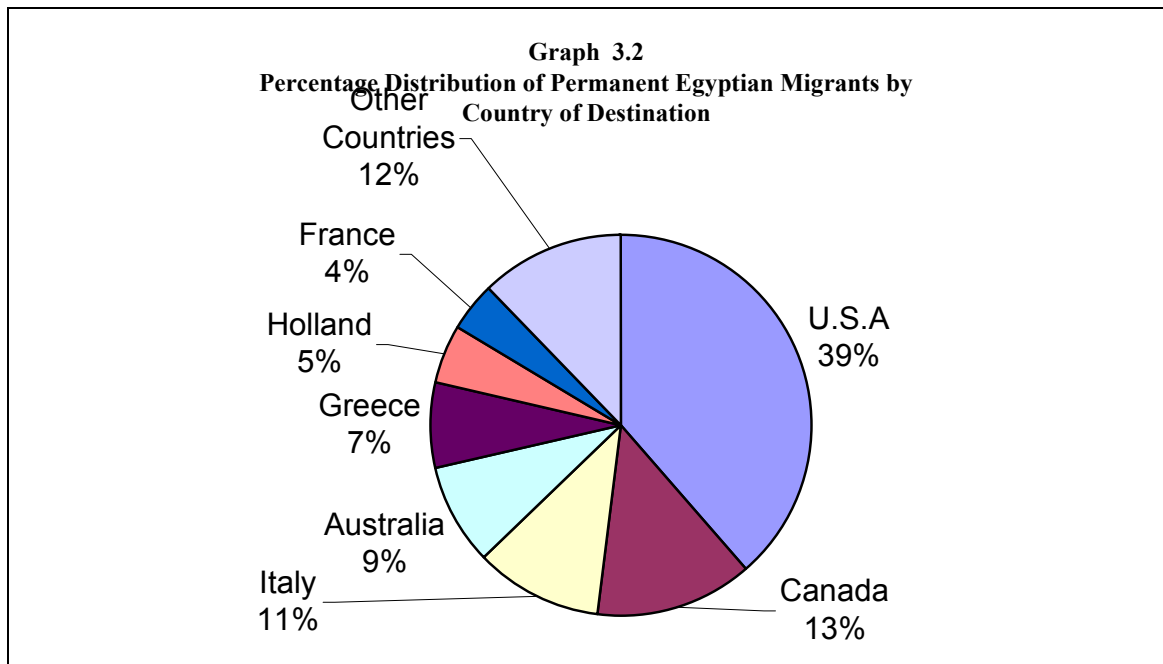


Table 3.5

Estimated Number of Permanent Egyptian Migrants by Country of Destination

Country of Destination	Number in Thousands	%
U.S.A	318	38.6
Canada	110	13.3
Italy	90	10.9
Australia	70	8.5
Greece	60	7.3
Holland	40	4.9
France	36	4.4
England	35	4.2
Germany	25	3.0
Switzerland	14	1.7
Austria	14	1.7
Spain	12	1.5
Total	824	100

Source: CAPMAS 2000- "The United Evaluation 2000"

Migration Flows

Based on data collected regularly by "The Travel, Migration and Naturalization Department" (TMND) of the Ministry of Interior, some numbers and indicators can be inferred from the permanent migration requests submitted by Egyptian citizens in Egypt (form no. 348) or from those submitted in the countries of destination by Egyptians who obtained foreign citizenship (form no. 349). This data, which was compiled by CAPMAS (CAPMAS, 2001), is not inclusive of all Egyptians who applied to be nationals of other countries or those who became nationals of other countries while being abroad, but it is merely an indicator of the relative volume and direction of Egyptian permanent migration.

The total number of permanent migrants amounted to 590 in the year 2000, of whom 221 traveled in their capacity as permanent migrants and 369 acquired the nationality of other countries while being abroad. The number of male migrants amounted to 441, which is about 75% of the total number. The greatest number of migrants is concentrated in the U.S.A. (158 migrants, which comprise 70% of those who initiated their migration from Egypt). Those who acquired the nationality of another country while residing abroad are mostly concentrated in Italy (113 migrants, that is 30% of those who acquired the nationality of other countries while being abroad).

CONTEMPORARY EGYPTIAN MIGRATION

The age group of most of the permanent migrants ranged between 30-39 and 40-49 years old. The number of migrants in these two categories amounted to 185, which is almost one-third of the total number of recorded permanent migrants. Migrants who initiated their permanent migration from Egypt are younger and concentrated in the first age group, while migrants who acquired the nationality of other countries while being abroad are older and concentrated in the second age group.

Based on the distribution of migrants according to work sectors, it has been established that migrants working at foreign entities and those who have never worked constitute the majority with their number amounting to 388 migrants, which is about two-thirds of the total number of migrants. The total number of migrants with university degrees and postgraduate degrees is 271 migrants, which is 46% of the total number of recorded permanent migrants in the year 2000 (See Graph 3.3 and Table 3.6 for more details).

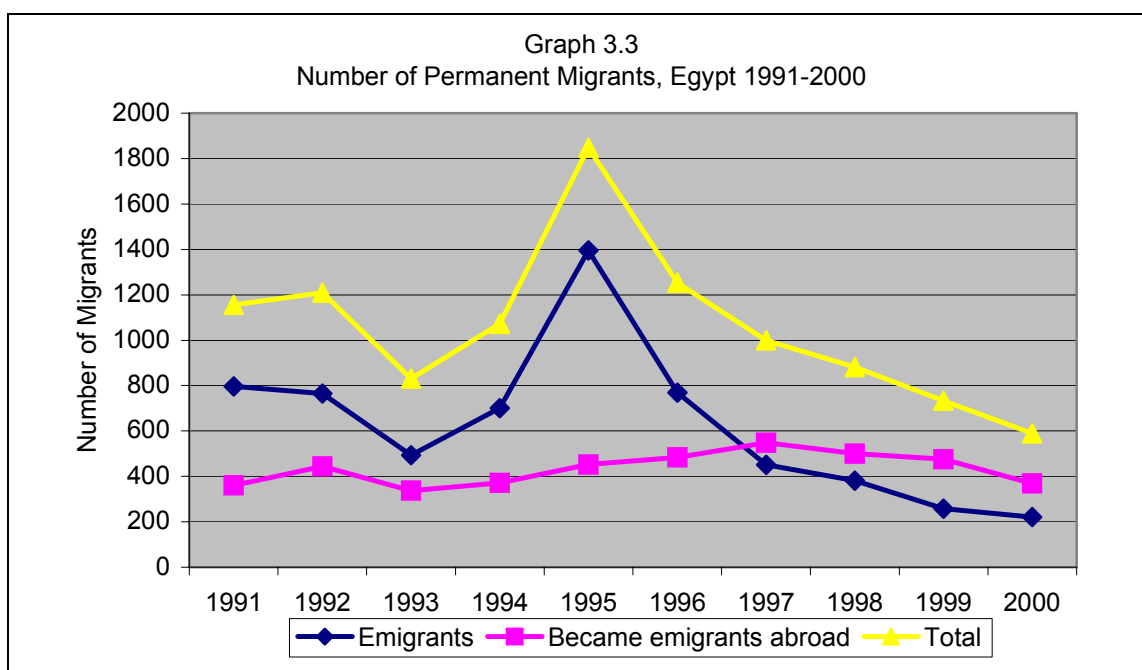


Table 3.6
Number of Emigrants and
those in Possession of Foreign Nationality while Being Abroad (1991-2000)

Year	Emigrants from Egypt	Acquired another nationality while being abroad	Total
1991	797	360	1156
1992	765	444	1209
1993	494	337	831
1994	701	371	1072
1995	1395	453	1848
1996	769	484	1253
1997	451	549	1000
1998	381	501	882
1999	258	475	733
2000	221	369	590
Total	6232	4343	10574

CAPMAS (2001): "The Permanent Migration of Egyptians 2000"

3.2 Foreigners in Egypt

Historically, Egypt was a land of immigrants rather than emigrants (Sell, 1988). Egypt has been an area of international migration (migration from the eastern and the north-eastern Mediterranean countries to Egypt). In the past, foreigners moved to Egypt while Egyptians rarely migrated abroad till the mid-1950s. The ancestors of the Egyptian population include many races and ethnic groups, such as Africans, Arabs, Berbers, Greeks, Persians, Romans, and Turks. This section sheds some light on the number of foreigners in Egypt, the reasons for their migration, and their characteristics based on the available data.

According to the latest Egyptian Census of 1996 (CAPMAS, 1999), the number of foreigners living in Egypt reached 116 thousand. About 94 thousand of them lived in urban areas, and 22 thousand in rural areas. They represented only 0.2 percent of the total population in the 1996 Census.

Currently, there are several thousand Americans, Europeans, and other non-Arabs in Egypt working on projects sponsored by foreign governments, international agencies, and private charitable groups. The United States stationed more than 2,000 diplomatic personnel in the country.

The majority of these personnel are working for the United States Agency for International Development (USAID), which manages the largest project among the various socioeconomic aid programs in Egypt (Library of Congress, 2003).

3.2.1 Foreign Workers in Egypt

Number of Foreign workers

According to the 1996 census, the percentage of foreigners working in Egypt was 28% of the total foreign population, above 15 years of age. More than half of the employed foreign residents came from Arab countries (58.1%), followed by those from Europe (21%), from Asian countries (6%), and from North America (6%). At the time of the 1996 Census, 71% of working foreigners were engaged in the private sector.

With respect to the occupational composition of working foreigners, about 25% of them were specialists (scientific occupations), followed by professionals, technicians and managers (17%). About 10% of working foreigners were assistants of technicians and specialists. The same percentage applies to craftsmen and services and sales. 8% were involved in agriculture. Foreigners who work in other occupations represent a small percentage.

3.2.2 Labor Regulations and the New Labor Law (Law no.12/2003)

According to Egyptian labor regulations, the number of non-Egyptian employees in any business must not exceed 10% of the total work force for unskilled or semiskilled workers. For skilled workers the limit for foreign labor is 25%. The Egyptian labor market is regulated by the Labor Law no.137 of 1981. However, a new “Unified Labor Law” (Law no.12/2003) was approved by the People’s Assembly and replaced the old legislation concerning the private sector. The law entered into effect on July 7th, 2003. The new law comprises 270 articles that address all the legal aspects regulating the Egyptian private and public sector. The law does not target the civil servants in the administrative institutions of the country. It acknowledges international regulations concerning labor rights; it defines the status of provisional workers, casual workers and seasonal workers and protects their rights.

CONTEMPORARY EGYPTIAN MIGRATION

The law imposes minimum wage standards and establishes clear norms of conduct between employers and employees.

Furthermore, the law is particularly detailed in regulating the role of recruitment agencies. Articles no.11-30 of the new Law are entirely dedicated to recruitment procedures. Recruitment agencies have the faculty of recruiting Egyptian nationals for international jobs and foreign nationals for national vacancies, however the agencies should include Egyptian nationals as founder members, who should represent, at the same time, the major shareholders (51% of the capital). Moreover, the agency cannot levy more than 2% from the employee's salary during the first year of work as a refund for administrative expenses incurred during the recruitment procedure. The inclusion of this precise part dedicated to recruitment agencies is particularly linked to the circumstances in which labor migration takes place in and from Egypt.

Foreigners interested in employment in Egypt have to obtain work permits and follow the corresponding regulations issued by the Ministry of Manpower and Migration in this respect. After a work permit is obtained, the foreign national's visa (whether tourist or temporary) is converted into a work visa, with the same duration as the work permit.

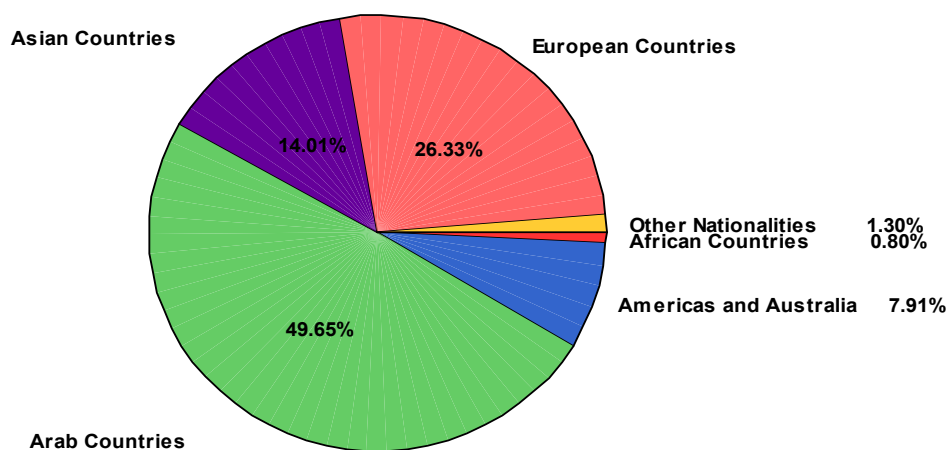
Work permits are easier to obtain for technical staff than for unskilled or semi-skilled workers. Work permits are usually granted to foreigners for a period of ten months after which they are usually easily renewed. The total number of work permits for foreign workers in Egypt in the year 2002 was 17,897. Some 5,005 of this number were first time permits, and the remainder (12,892) was for renewals. Work permits for nationals of Arab countries comprise about 50 percent of the total work permits issued in the year 2002, followed by nationals of European countries (26.3%), and nationals of Asian countries (14%). This geographical distribution of foreign workers in Egypt is consistent with the findings of the 1996 Census results – presented in the previous section – regarding the percentage distribution of foreign national employees, except for the noticeable increase of nationals of Asian countries who work in Egypt. This may suggest that a slight change in the pattern of foreign employment in Egypt occurred between 1996 and 2002 (See Table 3.7 and Graph 3.4).

Table 3.7
Number of Work Permits Issued for Foreigners in Egypt by Type of Permit and
Main Nationality Group (2002)

Nationality Groups	Type of Permit			%
	First Time	Renewals	Total	
Arab Countries	1487	7395	8882	49.6
African Countries	57	91	148	0.8
Asian Countries	923	1574	2497	14.0
European Countries	1919	2795	4714	26.3
Americas and Australia	520	900	1420	7.9
Other Nationalities	99	137	236	1.3
Total	5005	12892	17897	100

* Total number of work permits is 17897. **Source:** Ministry of Manpower and Emigration

Graph 3.4
Percentage Distribution of Work Permits Issued for Foreigners in Egypt
By Main Nationality Groups (2002)



3.2.3 Refugees in Egypt

Today, more than ever, the movements of people occurring throughout the world are pushing the problems of *migration* and forced displacement to the top of the *international* agenda.

A complex mix of economic, demographic, social, religious, ethnic and political processes occurring simultaneously at local, national and *international* levels are forcing people to move away from their homes and countries.

Currently, there are over 20 million refugees and persons of concern to the United Nations High Commissioner for Refugees (UNHCR) who have been forced to flee their countries in fear of persecution, war, and/or violence. The majority of refugees and other persons of concern to the UNHCR are in Africa (7.5 million) and Europe (6 million), followed by Asia (5.7 million) and the Americas (1.4 million) (UNHCR, 2003).

The Refugee Community in Egypt

Cairo accommodates one of the largest urban refugee populations in the world, the vast majority of them from the Sudan. Somalis make up the next largest group, followed by Ethiopians, Eritreans, and refugees from Africa's Great Lakes region. A growing stream of West African refugees is also seeking asylum in Egypt.

The major United Nations body designated to serve refugees in Egypt is the High Commission for Refugees (UNHCR), which assists the Egyptian government in ensuring the protection of refugees by carrying out status determination, in addition to assisting local authorities and NGOs to build up the resources and expertise needed in order to pursue greater legal and administrative responsibility for refugees. One should bear in mind that obtaining legal refugee status, which is determined by UNHCR, is usually very difficult, due of the narrow set of criteria specified in UNHCR's 1950 statute. While the UNHCR receives and grants refugee status to some 30% of asylum seekers in Egypt, the other 70% are technically the responsibility of the Egyptian government. The Refugee Unit at the Ministry of Foreign Affairs is the Egyptian authority designated to deal with refugee issues.

Resettlement in a developed country is an option available only to a few fortunate individuals, especially during times of large refugee flows. This was the case with the exodus of hundreds of thousands of refugees escaping heightened conflicts in chronic war zones like southern Sudan, Somalia, Sierra Leone, Rwanda, the Democratic Republic of Congo, Burundi, and the Great Lakes region of Africa in general. See Table 3.8 for more details regarding the number of asylum seekers, recognized refugees and resettled refugees from 1997 until 2002.

Table 3.8
Total Number of Asylum Seekers, Recognized, and Resettled Refugees
by UNHCR, Egypt 1997-2002

Type	Year					
	1997	1998	1999	2000	2001	2002
Asylum Seekers	2,180	6,717	16,217	13,327	13,176	8,920
Recognized Refugees	680	1,636	2,984	3,404	3,921	4,944
Resettled Refugees	211	1,411	2,529	3,138	2,057	1,716

Source: UNHCR RO-Cairo

Sudanese in Egypt

Because of the difficulty in obtaining legal refugee status, the vast majority of Sudanese in Egypt do not have refugee status. The civil war has led many Sudanese to flee their homelands to the neighboring countries of Chad, Uganda, Kenya, Congo, and Egypt. Many of the Sudanese refugees use Egypt as a transit country while waiting for the necessary paperwork to be sorted out, in order to be resettled in Canada, Australia and America. The estimates on the number of Sudanese refugees in Egypt vary greatly from three to five million, to a couple of hundred thousand. The Sudanese in Egypt mainly originate from southern Sudan, south Kordofan, and south Blue Nile regions. Only a small number of them are registered with the UNHCR.

Palestinians in Egypt

Palestinians have been gradually moving to Egypt due to war as well as to close trade relations and social networks. The Palestinian refugee population is believed to number 50,000 or more, with some estimates placing the number as high as 70,000 (Al Abed, 2003). In comparison to those arriving in other Arab countries, these are very few. Palestinians have come to Egypt in several waves:

- 1948 Palestinian refugees who left the coastal side of Palestine.
- 1952 those who left Gaza after the Israeli attacks.
- 1967 Palestinians who left Gaza for Egypt or who came to Egypt through Jordan to join their families.
- 1990's return of Palestinians to Egypt from the Gulf.

In total, the number of Palestinians in Egypt is said to be 130,000 since the Gulf War and is currently estimated at 53,000 due to the return of Palestine after the arrival of the Palestinian Liberation Organization (PLO) to Gaza and West Bank and the foundation of the Palestinian Authority (Al Abed, 2003).

3.3 Conclusion

Egypt is not only a sending but also a receiving country. The total number of foreigners in Egypt may exceed 300,000 people, two-thirds of which are Sudanese. The second majority is the Palestinian community, followed by nationals of Somalia, Ethiopia, Eritrea, and other African countries.

According to the national estimates, the total number of Egyptians abroad is about 2.7 million. They count for about 4% of the total population of Egypt, and about 1.5% of the total migrants all over the world (which is about 175 million). Two-thirds of Egyptian migration is temporary, while the other third is permanent. Temporary migration is mainly comprised of labor migration to oil-rich Arab countries. Saudi Arabia absorbs about 50% of Egyptian temporary migration.

CONTEMPORARY EGYPTIAN MIGRATION

Permanent migration is mainly to USA, Canada, Australia, and Western European countries. USA is the first destination of permanent migration from Egypt. Egyptian migrants to USA comprise about 40% of the total Egyptian permanent migration. National estimates of Egyptians abroad may need to be revised, taking into account the estimates of receiving countries and other international estimates.

Taking into consideration the estimates of Sudanese in Egypt, which push their numbers up to between three and five million, the net migration for Egypt is “positive”, that is to say that the number of immigrants exceeds the number of emigrants.

CHAPTER 4

Economics of Migration

Migration is one of the most important issues in the contemporary global economy. It is estimated that about 175 million people now reside outside the country of their birth (IOM, 2002). This clearly has major economic and political implications for both the sending and receiving countries. In addition to this, it affects the age structure of the population of origin and destination and as a consequence it acts on the size and age structure of the labor force and of the labor market. Having said that, the most influential economic factor of migration lies in the amount of remittances sent by migrants to their home countries, whether in kind (goods and commodities) or in cash (money transfer). Building on this important component of migration, this chapter sheds some light on the remittances of Egyptian migrants. Remittance size and trends are explored depending on national and international resources.

4.1 Remittances

In economic terms the most important aspect in internal and international migration is the counter-flow of remitted money and goods that characterizes the phenomenon of migration. Such flows of wealth are undoubtedly important, not only for the families in sending countries, but also for the economies of the sending countries (Caldwell, 1969). *Remittances* are defined as the money transmitted from one place to another, although the term usually refers to cash transfers if remittances are in kind. *Migrant workers' remittances* represent the part of total remittances flow that is transmitted by migrant workers to their families or friends back home. Almost all remittances are sent by individual migrants (*individual remittances*), a fraction being sent by groups of migrant workers through their associations (*collective remittances*).

Formal remittances are sent through banks, post offices, exchange houses and transfer companies. Common facilities for such transfers include demand drafts, traveller's cheques, telegraphic transfers, postal orders, account transfers, Automatic Teller Machine (ATM) facilities or electronic transfers. Formal, international remittances can be measured and quantified.

The choice between formal and informal channels depends on a variety of factors, including the efficiency, the level of charges and exchange rates, the availability of facilities for transferring funds, the prevalence of political risks and the degree of flexibility in foreign exchange rules.

4.1.1 Remittances: An overview

Globally, total remittances --the sum of workers' remittances, compensation of employees, and migrants' transfers -- increased from less than \$2 billion in 1970 to \$70 billion in 1995. Growth in total remittances was erratic from year to year. It should be emphasized that remittance data are generally underreported.

There are several approaches to the study of remittances, such as the ratio of remittances to merchandise exports and remittances per capita. Remittances are very important for populous nations such as Egypt, Bangladesh, and Pakistan. In 1994, total remittances were equivalent to over 75% of merchandised exports in Egypt, El Salvador, and Jordan. The willingness of migrants to remit depends on economic and savings policies in the host and home countries, exchange rates and risk factors, and the availability and efficiency of transfer facilities. In some emigration countries, changed economic policies encouraged migrants to send home more remittances. The size and frequency of total remittance flows is determined by several factors, such as the number of migrant workers, wage rates, economic activity in the host and in the sending country/region, exchange rates, political risk, facilities for transferring funds, level of education of the migrant, whether or not the migrant is accompanied by dependents, duration of permanence outside the home country, household income level, and relative interest rate between labor sending/receiving countries.

Egypt received the largest single-year amount of workers' remittances -- \$6.1 billion in 1992. Other developing countries received \$35 billion in workers' remittances in 1995, compared to \$31 billion in 1994, and Egypt in particular received \$3.2 billion. Five countries contributed to the 80% of workers' remittances in 1995 -- Saudi Arabia \$16.6 billion, US \$12.2 billion, Germany \$5.3 billion, France \$3.1 billion and the United

Kingdom \$2.7 billion. Kuwait sent \$1.8 billion, and Oman \$1.3 billion in workers' remittances in 1995.

According to the International Monetary Fund (2001), Egypt ranked fifth among the developing countries which receive the highest amount of remittances.

However, according to the latest figures of the International Organization for Migration (2003), Egypt ranks third, after India and Mexico, among the countries which receive the highest amount of remittances from migrants abroad. Remittances of Egyptians abroad amounted \$2,876 million, making 4% of the Egyptian Gross Domestic Product (GDP) and resulting in \$42 per capita (remittances divided by the total population of Egypt in 2001).

Table 4.1

Developing Countries which receive the highest rate of remittances, 2001 (in million US\$)

	Country	Remittances	% of GDP	Per Capita
1	Mexico	9,920	2%	100
2	India *	9,119	2%	9
3	Philippines	6,325	8%	84
4	Morocco	3,234	10%	108
5	Egypt	2,876	3%	42
6	Turkey	2,786	1%	42
7	Bangladesh	2,100	4%	15
8	Dominican Republic	1,960	10%	233
9	El Salvador	1,899	14%	301
10	Jordan	1,818	22%	371

Source: International Monetary Found (IMF)-2001

4.1.2 Remittances of Egyptian Migrants

Trends in remittances

Remittances are among Egypt's largest sources of foreign currency, along with Suez Canal receipts and tourism revenues. A time series of remittances to Egypt by Egyptians abroad from 1990 up to 2001 is given in Table 4.2 and Graph 4.1. With the exception of the years 1992 and 1993, the data show a stable, but slightly decreasing trend in remittances at the level of 3.0 billion US\$.

CONTEMPORARY EGYPTIAN MIGRATION

The sharp decline after the remittance peak years of 1992 and 1993 may be attributed to the substantial return of Egyptian migrants from the Arab Gulf countries due to the Gulf War II.

Table 4.2
Trends in Remittances by Egyptians Abroad
1990-2001

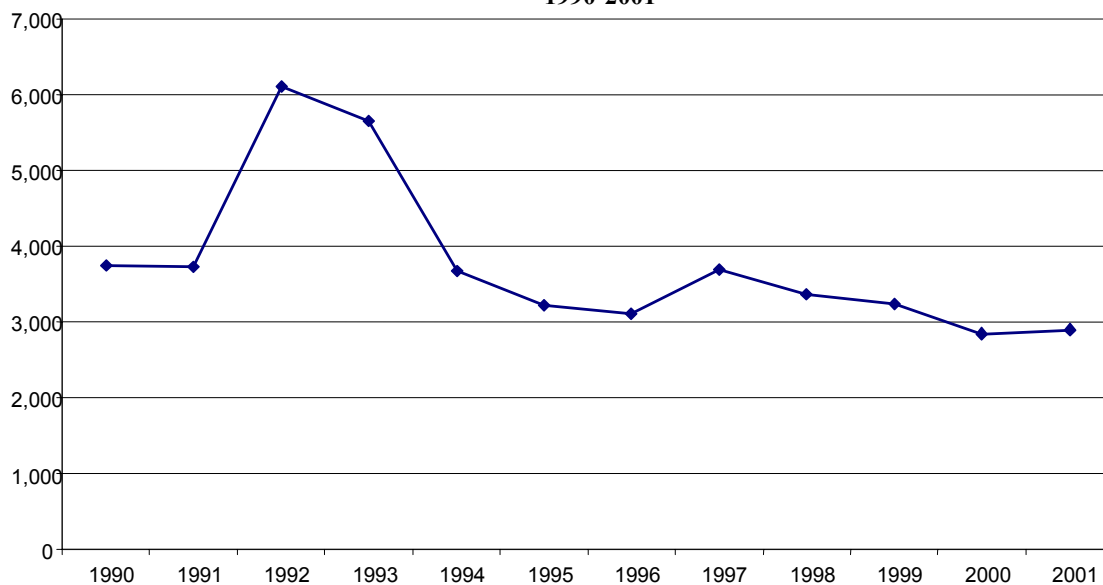
Year	Remittances
1990	3,748
1991	3,723
1992	6,104
1993	5,664
1994	3,672
1995	3,226
1996	3,107
1997	3,697
1998	3,370
1999	3,235
2000	2,850*
2001	2,876**

Source: CARITAS DI ROMA and ILO (2002) *Remittances and Immigrants: Global Context and Italian Case*. Dossier Statistico Immigrazione. Rome.

* Central Bank of Egypt (2002) *Annual Report 2001/2002*, Economic Research Department. Cairo.

** International Monetary Found (IMF)-2001

Graph 4.1
Remittances to Egypt by Egyptians abroad
1990-2001



Current level of remittances

According to the figures of the Central Bank of Egypt, workers' remittances to Egypt have fallen significantly in recent years, from the peak of \$6.16 billion in fiscal year 1993/94, to below \$3 billion last fiscal year, 2001/02 (See Table 4.3).

Table 4.3
Remittances of Egyptians Working Abroad by Fiscal Year in U.S. Dollars (million),
Egypt 1998-2002

Fiscal Year	Remittances
1998 – 1999	3290.3
1999 – 2000	3067.3
2000 – 2001	2842.7
2001 – 2002	2773.4

Source: Central Bank of Egypt (March 2003) - Monthly Statistical Bulletin – Vol. (72)

Note: Egyptian fiscal year starts in July 1st.

According to the Central Bank of Egypt (CBE) data for the fiscal year 2001/02, the total amount of money remitted by Egyptians abroad was \$2773.4 million. The largest amount of remittances during this fiscal year arrived from the United States, from which Egyptians sent \$955.9 million home, which comprises almost one-third (34.5%) of the total remittances by Egyptians abroad in this fiscal year. Saudi Arabia ranked second at \$612.4 million representing 22.1%, followed by United Arab Emirates at \$312.7 million (11.3%). Remittances from Saudi Arabia and the United Arab Emirates together (33.4%) were 1% below the remittances from the United States. Remittances from the three countries together comprise more than two-third of the remittances to Egypt in this fiscal year (67.9%). Adding Kuwait to this list, with \$246.0 and 8.9% of the total remittances, the contribution of the four countries accounts for more than three-quarters (76.8%) of the total remitted money. A correlation can be observed between the total number of Egyptians in these countries and the remittances sent, where the United States and Saudi Arabia ranked first and second in the number of permanent Egyptian migrants.

CONTEMPORARY EGYPTIAN MIGRATION

Remittances from Western Europe countries -- Switzerland, United Kingdom, Germany, France, Italy, Netherlands, Greece, Spain – comprise 15.3% of the total remittances (\$425,3 million).

In the case of Europe it can be seen that the correlation between the number of migrants and the share of remittances is not clear. The percentage contribution of Egyptians to the total amount remitted from countries such as Italy, Greece, and Netherlands, which are the main destinations of Egyptian migrants, is lower than the contribution received from countries with fewer Egyptians such as Switzerland and the United Kingdom. This may be attributed to the differences in migrants' occupations and skill levels in these countries. See Table 4.4 for more details.

Table 4.4
Remittances of Egyptians Working Abroad by Country in U.S. Dollars (million),
Egypt 2001/02*

Country	Million US\$	%
United States of America	955.9	34.5
Saudi Arabia	612.4	22.1
United Arab Emirates	312.7	11.3
Kuwait	246.0	8.9
Switzerland	119.9	4.3
United Kingdom	116.0	4.2
Germany	89.1	3.2
Bahrain	54.2	2.0
France	47.3	1.7
Qatar	42.2	1.5
Italy	32.4	1.2
Netherlands	12.0	0.4
Oman	11.3	0.4
Lebanon	10.3	0.4
Japan	8.6	0.3
Canada	5.9	0.2
Greece	5.2	0.2
Spain	3.4	0.1
Libya	3.0	0.1
Other Countries	85.6	3.1
Total	2773.4	100

Source: Central Bank of Egypt (March 2003) - Monthly Statistical Bulletin – Vol.(72) * Fiscal Year 2001/2002

Economists attribute the current standstill in workers' remittances to the fall in oil prices in the Gulf countries that represent the major destinations for temporary Egyptian migrants. Whenever oil prices are high and emigrants are working in the Gulf, dollar inflows are coming into Egypt as workers' remittances, but due to current falling oil prices and rising job competition, remittances have decreased.

Poor exchange rates and general economic conditions in Egypt also discourage Gulf migrant workers from sending money home. The workers are concerned about converting their money into Egyptian pounds and losing out in devaluation. Remittances to Egypt have also suffered as a result of the general deceleration of the world economy. Furthermore, changes in the visa bureaucracy make it more difficult for workers to migrate abroad and stronger political-economic internal pressure constrains migration.

Remittances and number of migrants

There is a direct relationship between the total number of migrants and remittances per country. The higher the number of Egyptian migrants abroad, the higher the total amount of remittances received by Egypt, although the relation is not always linear. Saudi Arabia, with the highest number of temporary Egyptian migrants, ranked second after the United States of America, the latter having the highest number of permanent Egyptian migrants. While the total number of Egyptian migrants in Saudi Arabia is almost three times that of USA, the total amount of remittances sent by Egyptians in the USA is one and a half times greater than that of Saudi Arabia. Certain other socioeconomic factors affect the power of this relation but generally, the relationship is positive (See Table 4.5).

Table 4.5
Remittances (million of US\$) and Number of Migrants (million), 1990-2001

Year	Remittances	Number of Migrants**
1990	3,748	2.20
1996	3,107	2.90
2001	2,876*	2.70

Source: CARITAS DI ROMA and ILO (2002) Remittances and Immigrants: Global Context and Italian Case. Dossier Statistico Immigrazione. Rome.

* International Monetary Found (IMF)-2001.

** CAPMAS (2001)

4.2 Remittances Use

Research on the use of remittances shows that a large part of these funds are used for daily expenses such as food, clothing and health care. Funds are also spent on building or improving housing, buying land or cattle and buying durable consumer goods. Generally, only a small percentage of remittances are used for savings and “productive investments”, i.e. for activities which can generate income and employment.

Egyptian data indicate that about 74% of migrant households spend the largest share of funds received from relatives abroad on daily household expenses. Buying/building/renovating a house, and financing the education of a household member rank second and third (7.3% and 3.9% respectively). Remittances in kind mainly include clothes and electronic equipment (Eurostat, 2000).

National efforts should be made to transform the uses of remittances into income-generating activities and investment opportunities. Governmental incentives regarding productive investments of the remittances could have a stronger impact on the development of the national economy and contribute to the financial stability of the country. Moreover, development interventions may encourage the use of remittances in micro-credit projects, leading to income-generating activities.

Although the local use of remittances of Egyptian migrants focuses on daily family expenditure and consumer goods, the impact of these remittances upon the national economy and development plans cannot be easily ignored or disregarded. The importance of funds in foreign currency via remittances should not be overlooked.

4.3 Conclusion

Egypt ranked fifth within the top ten developing countries’ which receive the highest amount of remittances in the year 2001 with \$2,876 million. However, remittances of Egyptians abroad are decreasing. As one of the main sources of foreign currency, remittances comprise 3-4% of the Egyptian GDP. The largest amounts of remittances arrived from the United States and Saudi Arabia (34.5% and 22.1% respectively). Remittances from Western European countries comprise about 15% of the total remittances of Egyptians abroad.

CONTEMPORARY EGYPTIAN MIGRATION

The facilities in the money-sending system, the occupation and level of salary of the migrants abroad lead to the fluctuation of the amount of remittances to a greater degree than the actual number of migrants residing in the receiving country.

The use of remittances should be monitored closely by the Government, with the aim of increasing investments in productive activities.

CHAPTER 5

Migration Dynamics and Future Migration Trends

This chapter addresses the determinants of migration, the major migratory destinations, migration mechanisms and future trends of Egyptian migration. As mentioned earlier, migration figures are affected by data reliability and depend more on estimations than on facts. Hence, analyzing migration dynamics, and measuring future migration trends and intentions is more problematic than tracking actual migration streams. To tackle these problems and to give more accurate estimations of future migration trends, this chapter will rely on individual, rather than aggregate and macro data.

This chapter depends mainly on the results of the “Pull and Push Factors of International Migration”, sponsored by the Statistical Bureau of the Commission of the European Communities (Eurostat) and the Netherlands Interdisciplinary Demographic Institute (NIDI). The surveys were conducted in five developing (sending) countries including Egypt¹, in addition to two developed (receiving) countries (Spain and Italy). The objective of the project is to improve our understanding of the direct and indirect causes and mechanisms of international migration from an internationally comparative perspective. The Egyptian study was conducted by the Cairo Demographic Center (CDC) and the Central Agency for Public Mobilization and Statistics (CAPMAS). The results of this survey were released in 2000.

Data were collected from 1,943 households representing different regions of Egypt, namely: Urban governorates, urban Lower Egypt, urban Upper Egypt, rural Lower Egypt, and rural Upper Egypt. Any adult aged 18-65 years qualified for interviewing. The sample included households with current and return migrants as well as non-migrants.

As per this survey’s definitions, *current migrants* are those who migrated from their country of origin and currently live abroad at the time of the interview.

¹ Other countries are Ghana, Morocco, Senegal, and Turkey.

Return migrants have lived abroad for a continuous period of at least one year, but have returned to their country of origin, where they live at the time of the interview. A *non-migrant* within the context of this study is a non-international migrant. When using the absolute word *migrants* we refer to the first two categories together. If an eligible household member was not available for an individual interview, direct questioning was substituted, if possible, by interviews with proxies (family members). Proxies are only allowed for current migrants. The data were collected in April and May to capture a large number of current migrants during their summer vacation.

5.1 Determinants of Migration

The range of factors influencing individuals and families to migrate is extensive. The analysis in this chapter includes the following factors:

- Macro-structural factors in Egypt (economic, social, political);
- Household characteristics;
- Individual characteristics;
- Macro-structural factors at destination (economic, social, political).

The first three factors mentioned above are discussed in this chapter. Factors in the countries of destination are likely to influence migration decisions as well. Obviously, admission policies and perceptions are therefore a major factor, as well as perceptions migrants have of other factors such as, for example, employment opportunities, and assistance they may receive from relatives and friends who preceded them.

5.1.1 Macro-structural factors in Egypt

Employment structure and opportunities, wage levels, land and tenure systems, transportation and communication, kinship ties and inheritance systems, community facilities, economic development, regional inequality, ethnic structure, etc., are factors that may help explain differences in migration intensity between communities and/or regions.

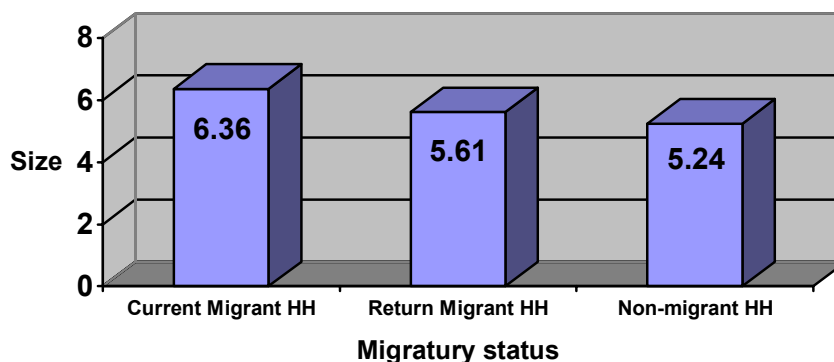
5.1.2 Household characteristics

What was the size and composition of the household migrants were leaving behind? At what stage of their life and of the family life cycle did they migrate? Do migrants generally come from larger or smaller households? And, finally, what is their opinion concerning relative economic well-being and does this influence the decision to migrate? This section answers some of these questions.

Household composition

The average household size for return migrants was 6.01 persons (6.36 for current and 5.61 for return households) compared to 5.24 for non-migrant households (See Graph 5.1). This means that migrants come from larger households than non-migrants. With respect to marital status, some 59% of the migrants were married before migration.

Figure 5.1
Average household (HH) size of migrants and non-migrants



Financial situation

The information on financial situation is very useful because it is one of the important factors that influence the migration decision of the household. The figures do not, however, show a big difference between migrants and non-migrants regarding their financial situation. For example, 57% of the migrants perceived their financial situation to be sufficient compared to 65% of the non-migrants who felt this way about their financial situation.

5.1.3 Individual characteristics

Apart from the general characteristics of the household, individual characteristics at the time of migration influence the decision to migrate. The importance of the following variables in the migration outcomes is explored: the migrant's age at the time of his/her emigration (non-migrant's age as five years ago); sex; level of education; economic activity; occupation; industry; employment status; type of residence (rural-urban) at the time of emigration (for migrants) or five years ago (for non-migrants).

Migrant's age at the time of Emigration

It was found that more than 75% of the return migrants were less than 35 years of age at last migration. The largest proportion of the group of return migrants, 29.8%, belongs to the 18-24 age group. Only a very small number of return migrants (2.6%) is found in the age group 50+ (50 years or more), while it is 17.7% among non-migrants in the same age group. This indicates that it is predominantly the youngest people who migrate, and therefore migration correlated reversely with age; the younger the age, the greater the possibility of migration. The mean age of return migrants is about five years below that of non-migrants (29.8 vs. 35.0 years). For more details see Table 5.1

Table 5.1
Distribution of migrants and non-migrants by age at last emigration
(migrants) or five years ago (non-migrants)**

Age group	Migrants	Non-migrants*
18-24	29.8	25.7
25-29	27.4	16.1
30-34	17.4	11.3
35-39	11.1	11.6
40-49	11.7	17.6
50+	2.6	17.7
Total (%)	100	100
Number	1,121	3,672
Mean age	29.8 years	35.0 years

* For all non-migrants currently aged 23 or older ** in percentage

Educational level

It was discovered that the highest proportion of migrants had completed secondary school (32.7%). However, the majority of non-migrants had not received formal education (37.7%), and the percentage of those having completed secondary school or higher education was very low in comparison with the migrant group (30.2% and 53.9%, respectively). This may indicate that migrants are higher educated than non-migrants. These findings support the hypothesis that migrants have better qualifications than non-migrants in general, and that migration depends on selectivity. In other words, migrants are not a random sample of a given society. For more details see Table 5.2.

Table 5.2
Educational level of migrants and non-migrants at last emigration (migrants) or five years ago (non-migrants)

Educational level	Migrants	Non-migrants
No formal education	15.4	37.7
Incomplete primary	18.7	18.5
Primary	7.8	8.8
Preparatory	4.2	4.9
Secondary	32.7	15.7
University or higher	21.2	14.5
Total (%)	100	100
Number	1,121	3,672

Economic activity

Economic activity is an important aspect that affects migration opportunities. The data analysis regarding economic activity before the last emigration or five years ago (for non-migrants) according to individual international migration status, sex and age at last emigration/five years ago, reveals that among return migrants, 40% of the men were working as employees compared to 53% among non-migrants. For women, about 32% of the return migrants were working in households compared to 66% of the non-migrants. Those who work as employers or who have their own business are less migratory than those who do not, or who work as employees in the government sector.

5.2 Reasons for Emigration and Destination Countries

The prevailing socioeconomic conditions and level of development among different countries have a direct impact on the volume and pattern of the population's geographical mobility. Emigration in Egypt seems to be determined by economic motives. People migrate when they are unable to satisfy their aspirations within the existing economic structure of their country.

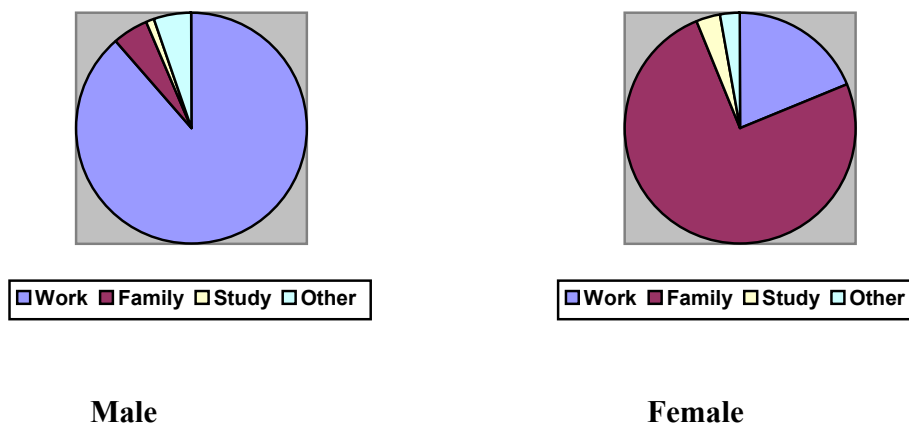
5.2.1 Reasons for Emigration

As well as household and individual characteristics, macro-factors can result in individual reasons or motivations for migration. This has an influence on the actual decision to migrate or not.

The data relate the rate of emigration with sex. The majority of male migrants (89%) are driven to first-time emigration from Egypt for "work-related" or economic reasons in general, while the majority of female migrants move abroad to join their husbands, get married to Egyptians residing abroad, or for other family-related reasons (about 75%). Only about one fifth of female migrants move abroad for "work-related" or other economic reasons. The conclusion to be drawn from this data is that Egyptian migration is generally work-related and motivated by economic aspirations to improve standards of living (See Graph 5.2).

Graph 5.2

Main reason for first emigration by sex



5.3 Mechanisms of Migration

Although migration is often discouraged by the policies of the receiving countries, it is often facilitated by the networks of family and friends to which a potential migrant belongs, both at home and in the receiving country. Social integration in the form of social networks provides the footholds that many migrants require for the move itself, or for subsequent adjustments in the host country (Shah, 1996). This section explores the role of information in the decision to migrate, migration networks, migration routes and admission and migration strategies.

5.3.1 The role of information

It is often thought that having access to better prior information regarding the receiving country would help migrants to carefully consider whether or not to migrate, and/or would increase their probabilities of success on arrival. The data indicate that, of all migrants, male migrants are better informed than female migrants. About 76% of men, compared to 60% of women, have information prior to migration. The difference between male and female in this respect may be partly attributed to the fact that most women migrate for family reasons, following their parents or husband. The destination is thus already predetermined by the presence of the male members of the family.

5.3.2 Migration networks

Migration networks seem to constitute a vital and essential part of the building blocks that shape and sustain various types of migration (Lindquist, 1993; Massey, 1986). Networks are a means of gaining access to a particular country and may facilitate the decision to migrate, for instance by passing on information, organizing a job or accommodation beforehand, giving financial assistance or in other ways.

The Egyptian data show that more than half of all migrants had a network (family, relatives or friends) in the country of destination prior to departure from Egypt. Networks seem to have been more available for female migrants than for male migrants (73% against 55%).

The high percentage of females with a network in the country of destination probably reflects the presence of the network (parent or partner) at the destination, as aforementioned in the section on the information concerning destination countries. These results are confirmed by other studies on international migration.

5.3.3 Admission and migration strategies

Admission policies have become increasingly strict in most countries of destination (Arab as well as European). It has therefore become more difficult for potential migrants to gain legal access to such countries, especially if there is no sizeable migrant population already living there. This section investigates the strategies migrants use to reach their destination and whether or not they have all the papers required by the authorities at destination.

Egyptian data indicate that the majority of the migrants from Egypt (about 94%) have a visa or permit on arrival in country of destination. Regarding the type of visa or permit on arrival in the country of destination, the majority of both men and women have a work permit (about 70% for males and 36% for females). The second largest group has a tourist visa (15%) followed by 12% who have a business visa.

5.4 Future Migration Trends and Intentions

This section addresses future migration trends and intentions. It deals with questions concerning the intention to migrate (or not), and describes the characteristics of those who intend to migrate, their motives and the steps taken in order to fulfill their plans. This chapter is based largely on the results of the “Pull and Push Factors of International Migration” as mentioned in the preceding chapter. Expected migration directions are explored in the second section of this chapter.

5.4.1 Migration intentions

Characteristics of potential migrants

In this section, we compare persons who intend to migrate with those who say they do not. Table 5.3 presents the intentions to migrate of return migrants and non-migrants according to sex.

The data indicate that among all return migrants and non-migrants, 15% intend to migrate abroad again or for the first time. The intention among women is much less than among men (5% versus 25%). The migration intention among return migrants is higher than non-migrants, especially among female return migrants, implying that those who have experienced international migration are more likely to migrate again. The conclusion to be drawn from these data is that the proportion of Egyptians intending to migrate is smaller than in similar countries such as Ghana and Senegal (about 40%), Turkey (27%) and Morocco (20%). Egyptians present a low propensity towards migration.

Table 5.3
Distribution by sex of return migrants and non-migrants wishing to migrate*

Migratory status	Male	Female	Total
Return migrants	33.8	18.2	32.2
Non-migrants	26.4	5.3	12.9
All return and non-migrants	25.3	4.9	14.6

*In percentage.

Reasons for “potential” migration

In this paragraph the reasons for migration of non-migrants and return migrants will be analyzed. Table 5.2 summarizes the main findings. The data indicate that "economic reasons" are the most important. About half of all respondents mentioned that they intended to migrate abroad to improve their standard of living. Another 18% of respondents reported that insufficient income to support their family was the most important reason. Among the "family-related reasons" for migration, the need for money to get married was the most important. This same pattern was found for return migrants and non-migrants.

Table 5.4
Distribution according to the reasons for migration of the return migrants
and non-migrants*

Most important reason	Return migrants	Non-migrants	Total
Economic reasons:			
Unable to find job	8.6	6.7	7.6
Income insufficient to support family	26.0	13.4	17.5
Seeks job and/or income	4.0	6.0	5.5
Increase opportunities to save money	1.7	2.2	2.2
Improve standards of living	44.4	50.0	48.8
Family Reasons			
Need of money to get married	2.3	5.2	4.2
Need of money for the family	1.8	0.7	1.3
Accompany fellow/spouse	0.8	4.2	2.0
Other reasons			
Educational purposes	0.4	1.8	1.4
Desire to go abroad	2.9	4.5	3.2
Other	7.1	5.4	6.3
Total (%)	100	100	100
Number	269	375	644

*In percentage.

Likelihood of carrying out the intention to migrate

Where and when do Egyptians intend to migrate? This section attempts to answer these questions by exploring the timing and the direction of intended migration and the likelihood of implementing these intentions. The data show that about three quarters (74.7%) of all respondents — return migrants and non-migrants — do not know or are not yet sure about the timing of the intended migration. Around 10% mentioned that they intended to migrate within one year; the same percentage intended to migrate after more than two years.

This pattern is almost the same for return migrants and non-migrants. Some 74.4% of the non-migrants mentioned that they are not yet sure about the timing of their intended migration compared to about 75.2% of return migrants. Some 17.5% of the return migrants intended to migrate within one year compared to 8.1% of non-migrants.

With this high percentage of respondents who were uncertain about the timing of their migration in the future, one can confidently say that a large percentage of migration intentions are mere wishes, lacking clear steps to implement them (See Table 5.5).

Table 5.5
Timing of intended migration of return migrants and non-migrants*

Timing of migration	Return migrants	Non-migrants	Total
Within one year	17.5	8.1	11.4
Between 1 & 2 years	1.2	3.8	2.9
After more than 2 years	6.1	13.7	11.0
Not sure yet/don't know	75.2	74.4	74.7
Total (%)	100	100	100
Number	298	550	848

* In percentage

The preferred destinations of potential migrants determine migration streams. Of all potential migrants, 41% reported that Saudi Arabia was the preferred destination; about 19% mentioned Kuwait and about 10% mentioned the United Arab Emirates. United States ranked fourth, followed by France and Germany. It is clear that Egyptian migration to Arab countries is still the largest migration stream (See Table 5.6).

Table 5.6
Preferred (ultimate) destination of return migrants and non-migrants

Preferred destination	Return migrants	Non-migrants	Total
Saudi Arabia	25.9	47.9	41.3
Kuwait	24.1	15.8	18.6
UAE	9.0	12.0	10.6
United States	6.1	5.9	5.6
France	4.1	5.5	4.8
Germany	1.0	1.7	2.0
Iraq	5.1	0.0	1.5
Other countries	24.7	11.3	15.6
Total (%)	100	100	100
Number	254	438	692

Links with potential countries of destination

Do potential migrants have links with their preferred country of destination? Do they have any information on that country and what are the sources of that information? With regards to the information concerning migrants' destination country of preference, the data show that more than 80% of the potential migrants have information regarding their preferred country of destination. Furthermore, they say that this information plays a role in their decision to go.

Concerning the source of information on the destination country of preference, around 44% of potential migrants have information from family/relatives/friends in Egypt. About the same percentage receives information from family/relatives/friends in the country of destination. Only a limited number of respondents (15%) have information based on previous journeys there.

5.4.2 Predicting Migration Flows

In the light of what was presented in this report together with other factors, it can be concluded that the surplus of the Egyptian labor force will be channeled to labor markets abroad. The most feasible destinations are America, Australia, and Western Europe. The following factors may lead to the expected slow shift from the temporary Arab migration destinations to new permanent and semi-permanent destinations:

- The slackening trends in temporary migration flows to the Arab Gulf countries due to competition with the cheap labor force coming from South Asia.
- The nationalization of a high proportion of jobs and economic sectors in the Arab Gulf states
- The decrease of oil revenues and political instability in the region
- The persistent and continuing levels of unemployment among Egyptian youth, especially among newly graduates and primarily unemployed.
- The increase of secondary unemployment due to the “early retirement schemes” as a result of privatization.

- The globalization, new communication facilities – mass media, TV channels, the Internet - and openness of Egyptian youth to the west.

5.5 Conclusion

The analysis in this chapter provides an insight into the determinants of migration. They will be briefly summarized below.

- The average household size of return migrants before last emigration was, larger (6.01 persons) than that of non-migrant households (5.24).
- Migrants come from larger households than those of non-migrants.
- The percentage of people with insufficient or barely sufficient financial circumstances is higher for migrants.
- There are considerable variations in the average age at last emigration for migrants and non-migrants, migrants being younger than non-migrants.
- The majority of migrants have completed secondary school or higher education: whereas among the informants in non-migrant households, the majority had no formal education or incomplete primary education.
- Among migrants, about 40% of the men were working as employees compared to 53% among the non-migrants. About 32% of migrant women were working in households compared to 66% of non-migrants.

With respect to the characteristics of migrants in general, and compared to non-migrants in particular, migration can be perceived as a selective phenomenon. More frequently, migrants come from large households, they often perceive their financial situation as insufficient and they are predominantly younger, educated men when compared to non-migrants.

The main reasons for first-time emigration from Egypt are "work-related" for the majority of male international migrants whereas most female migrants move for family-related reasons. In the case of male migrants, the principal reason for the last migration is to generally improve standards of living, followed by insufficient income from work to

CONTEMPORARY EGYPTIAN MIGRATION

support the family. For female migrants the main reason for the last migration is to accompany the spouse.

Regarding information on the country of destination, it can be concluded that the majority of all migrant groups have some information on the country of destination. Men are better informed more often than women. The major source of information of all migrants is relatives or friends in the country of destination thanks to existing networks.

Finally, concerning admission and migration strategies the data show that the majority of migrants have a visa or permit to enter and reside in the country of destination. Egyptian migrants primarily have a work permit to enter the country of destination. Only about 6% entered or stayed without the required papers, mainly by overstaying their visa.

In general, it can be inferred that most respondents in Egypt do not intend to migrate abroad at any time in the future; this is especially the case for women. There are, however, differences found in migration status with respect to future migration intentions. For example, more than 40% of return migrants intend to migrate again. The majority of those who intend to migrate have completed secondary education; the respective percentage among those with higher education is somewhat lower. The respondents who have no formal education or incomplete primary education make up one quarter of the respondents who intend to migrate.

Concerning the timing of intended migration of return migrants and non-migrants, about three quarters of all those interviewed say that they are uncertain about the timing of their intended migration or simply do not know when they will migrate. The analysis also reveals that Saudi Arabia, followed by Kuwait and the United Arab Emirates, are the preferred destinations for all potential migrants. About 81% of all potential migrants have information about the preferred country of destination and they report that this information plays a role in their decision to go there. Information is mainly obtained from family/relatives/friends either in Egypt or in the preferred country of destination.

CHAPTER 6

Conclusion

With more than 175 million people currently living outside their country of birth and representing around three percent of the world population (2000), international migration receives more attention, not only as an issue of social research, but also as a political one. Given the increasing trends of refugees, asylums, irregular migrations and smuggling rings, the migration phenomenon became an important factor that shapes political relations between countries today. However, migration is also regarded as an important factor in the economies of developing countries through labor migration and remittances.

In this study we attempted to shed some light on Egyptian contemporary migration dynamics and potential future trends. A variety of data coming from national and international sources was used. In order to target a broad audience range, which may include policy makers, researchers, and public audience, a simple and common language has been used, leaving aside the complexity of academic language. The presentation of the main findings of this study will not follow the conventional method of chapter summaries, but rather it will focus on the main considerations inferred from the text.

6.1 Summary of the Main Findings

Migration Histories and policies

Egypt has a long history of international migration, starting hundreds of years ago through immigration. Foreigners had been coming to Egypt while Egyptians rarely migrated abroad till the mid-1950s. As a result, the ancestors of the Egyptian people include many races and ethnic groups, such as Africans, Arabs, Berbers, Greeks, Persians, Romans, and Turks.

Egyptian government policy toward migration has undergone different phases, with the first phase referring to the period before 1974, considered the early phase of Egyptian emigration.

CONTEMPORARY EGYPTIAN MIGRATION

The expansion phase started after the war of 1973, which led to a large increase in oil prices, followed by the adoption of ambitious development plans and programs in Arab oil-producing countries. This situation increased the demand for Egyptian labor in the Gulf countries. Accordingly, this stage was generally characterized by an extensive growth of the flow of Egyptian emigrants to these countries. A new phase started after the start of Iraq-Iran War and its negative effects on oil revenues. As a consequence, from 1983 the volume of Egyptian emigrants began to decrease. The promulgation of the Emigration and Sponsoring Egyptians Abroad Law no. 111 of the year 1983 was one of the most important outcomes of this period.

Since 1988 a significant counter-flow of return migrants from the Gulf area started to reach Egypt and the number of labor contracts for Egyptian migrants decreased. The Iraq-Kuwait War directly influenced the status of immigrants to these two countries. Because of this war, almost all Egyptian immigrants in Iraq and Kuwait returned to Egypt. In the recent phase, receiving countries reconsidered the issue of immigration in order to minimize and control the number of immigrants. Moreover, many return migrants settled down in Egypt due to the long period of migration they had spent abroad. During this phase, Asian and Arab workers also repatriated and contract renewals decreased due to the labor nationalization policies in the Gulf receiving countries. This has motivated labor-exporting countries to explore new job markets. The presidential decree no. 31 of 1996 with the aim of restructuring some ministries was the result of these considerations. In this respect, the responsibilities of migration affairs and the Egyptians abroad have been added to the responsibilities of the Ministry of Manpower and Emigration. Thus, new policies have begun to provide information concerning the procedures of sponsorship and the facilities available for Egyptians abroad, in cooperation with the ministries and entities concerned.

Net Egyptian Migration

Egypt is a sending and a receiving country. The total number of foreigners in Egypt may exceed 300,000, most of them being Sudanese.

CONTEMPORARY EGYPTIAN MIGRATION

Egypt is considered the largest transit country in Africa for refugees and asylum seekers who come from the Sudan, Somalia, and the Great Lakes region. The total number of refugees and asylum seekers in Cairo is estimated to be between three and five million, most of them residing in Greater Cairo.

The total number of Egyptians abroad is about 2.7 million. This number represents about the 4% of the total population of Egypt, and about 1.5% of the total migrants all over the world. Two-thirds of Egyptian migration is temporary, while the other third is permanent. Temporary migration is mainly labor migration to oil-rich Arab countries. Saudi Arabia absorbs about 50% of Egyptian temporary migration. Permanent migration is mainly directed towards USA, Canada, Australia, and Western European countries. USA is the first destination of permanent Egyptian migration; Egyptian migrants in the USA comprise about 40% of the total permanent Egyptian migration.

Remittances

Egypt ranked fifth within the top ten developing countries remittances' receivers in 2001 with \$2,876 million. However, remittances of Egyptians abroad are decreasing. As one of the main sources of foreign currency, remittances count for 3% to 4% of the Egyptian GDP. The largest amounts of remittances arrive from the United States and Saudi Arabia (34.5% and 22.1% respectively). Remittances from Western Europe represent about 15% of the total remittances of Egyptians abroad.

The analysis of the remittances flow highlighted that there is no linear correlation between the number of migrants abroad and the amount of remittances sent by them. The amount of savings sent back home depends on many other factors, which include accessibility to the sending mechanisms, the standards of living in the receiving countries, the number of journeys between the receiving and sending countries etc.

Nevertheless, the chapter stressed the need to convert the use of remittances from a household and internal use to more productive and income-generating activities. Remittances can in fact represent a useful tool for development and economic stabilization.

Migration intentions and future trends

The analysis of micro data on Egyptian migrants and non-migrants – according to a field survey - revealed some facts and general insights into the main determinants of migration:

- The average household size of return migrants prior to the last emigration was larger (6.01 persons) than that of non-migrant households (5.24). Migrants come from larger households than non-migrants.
- The percentages of those who have insufficient or barely sufficient financial means are higher among the migrants.
- There are considerable variations in the average age at the time of the last emigration for migrants and non-migrants: migrants tend to be younger than non-migrants.
- The majority of migrants have completed secondary school or higher education: whereas among the reference persons in non-migrant households the majority had no formal education or incomplete primary education.
- Among migrants, about 40% of the men were working as employees compared to 53% among the non-migrants. Among women about 32% female migrants were working in households compared to 66% of non-migrants.

Migrants often come from large households, they often perceive their financial situation as insufficient and they are predominantly young males, better educated in comparison to non-migrants. The main reason for first-time emigration from Egypt is "work-related" for the majority of the male international migrants, whereas most of the female migrants move due to "family-related" reasons. The reason for the last migration is in general to improve the standard of living, followed by insufficient income to support the family as the other reason.

Regarding the information on the country of destination, it can be concluded that the majority of all migrant groups have some information on the country of destination. Men are often better informed than women. The major source of information of all migrants is from the social networks of relatives or friends residing in the country of destination.

CONTEMPORARY EGYPTIAN MIGRATION

Concerning admission and migration strategies, data show that the majority of migrants have a visa or permit to enter and reside in the country of destination. Egyptian migrants usually possess a work permit prior to entering the country of destination.

It can be inferred that most respondents in Egypt do not intend to migrate abroad at any time in the future (85%); this is especially the case with women. There are, however, differences between the migration statuses with respect to future migration intentions. For example, more than 40% of the return migrants intend to migrate. The majority of those who intend to migrate have completed secondary education; the respective percentage among those with higher education is somewhat lower. The respondents who have no formal education or incomplete primary education make up one quarter of the respondents who intend to migrate.

The analysis reveals that Saudi Arabia, followed by Kuwait and the United Arab Emirates, are the preferred countries of destination for all potential migrants. About 81% of all potential migrants have information about the preferred country of destination and this information plays a pivotal role in their decision to emigrate.

In spite of the economic problems in the traditional Gulf receiving countries, the nationalization programs that aim to increase national participation in the labor force and the competition between the Egyptian and the South Asian labor force, it can be affirmed that the Gulf Area still remains the destination region of major flows of the Egyptian labor force. A trend in migration of this kind will remain stable for the coming few years. The reason for this tendency can be found in the historical tradition characterizing Egyptian movements in that area. The common language plays a special role in the choice of recruitment of Egyptian personnel, especially for technical and teaching positions.

Nevertheless, due to the high volume of information in this globalised world, Egyptian migration to the west may increase. Even if September the 11th may have partially affected this rise, the gradually rising migration to the west will be remarkable.

Alongside the growing volume of information in circulation, labor surplus will remain a crucial push-factor.

6.2 Some Policy Recommendations

This study attempted to give an overview of the migratory situation in Egypt. Some of the findings of this study may represent useful tools for further policy developments.

Regional Integration

As mentioned earlier, migration is currently one of the most important elements of international relations. Regional integration is an important aspect that contributes to more balanced relationships between countries in the region, not only between the traditional Arab destination countries but also with the countries of the northern shores of the Mediterranean Sea. The recently signed Association Agreement between the European Union and Egypt expressly includes migration provisions, and in the long run may represent an incentive to improve intra-regional and international coordination.

Export oriented labor policies

In the current globalised world, labor is regarded as a transferable commodity. Export oriented schemes take place in many developing countries. Building on in-depth analysis of the labor markets, countries such as the Philippines established training centers to prepare the surplus of their labor force for international competition. Two examples of the success of such schemes can be seen in the Philippine nurses and the Indian information technology professionals (IT); Philippine nurses are often present in the hospitals of developed countries (USA and England for example). Germany - which is historically renowned for being an anti-immigration country – issued what is known as the “Green Card” to recruit IT professionals from India and other Asian countries. Egypt is capable of competing in such markets with the new generations of IT professionals, and in many other professions.

Migration Statistics and Estimations

Given the discrepancies of national and international estimates of Egyptians abroad, national estimates may need to be revised in accordance with the estimates of receiving countries and other international organizations.

Civil Society and NGOs

Participation of the civil society and of the NGOs in the fields of migration is a rising need. Reinforcing the role of the “Union of Egyptians Abroad” and other civil society organizations that represent Egyptians abroad will help implement national policies and strategies concerned with connecting migrants to their homeland. In the long run, this will contribute to increasing socio-economic exchanges between receiving and sending countries, and ultimately to development processes in the home countries.

A National Migration Council

The creation of a National Migration Council could contribute to better migration management. The foundation of a National Migration Council seems to be consistent with the government tendencies to create “National Councils” for the major issues in Egyptian internal policies, such as the National Population Council (185), the National Council for Motherhood and Childhood, the National Council for Women, and the potential National Council for Human Rights.

The aim of this report was to present the current migratory situation in Egypt. Migration flows from and inside Egypt could represent a source of development for the country. Despite the decrease in temporary labor migration to the Gulf, regular and skilled migration to new destination countries could increase economic exchanges and establish a job demand-supply system between sending and receiving countries. The system could distress the over-populated Egyptian job-market and guarantee a productive use of remittances; these dynamics could lead to economic development and stability. More governmental engagement should be targeted to convert the migration phenomenon into a resource provider mechanism.

Bibliography

Abdel-Azeem et al. 1993 *Egypt Maternal and Child Health Survey 1991*. Cairo: Central Agency for Public Mobilization and Statistics.

Adams R.H. 1993. "The economic and demographic determinants of international migration in rural Egypt". In: *Journal of Development Studies*. 1993 Oct. 30(1), pp. 146-67.

African Development Bank. 2003. *African Development Report*. African Development Bank, Abidjan.

Al Abed, A. 2003 *Palestinians livelihoods in Egypt* 28 June 2003 in <http://www.aucegypt.edu/academic/fmrs/Research/research.html>

Aly, H.Y, M.P. Shields. 1996. "A Model of Temporary Migration: the Egyptian Case" *International Migration*. 34(3), pp.431-47.

Appleyard, R. 1991. *International Migration: Challenge for the Nineties*. International Organization for Migration: Geneva.

Bauer, T. and K. Zimmermann. 1995. "Modeling International Migration: Economic and Econometric Issues". n: R. Van Der Ed and L. Heering (eds.): *Causes of International Migration*. Luxembourg: Eurostat, pp. 95-115.

Beaumont, P., Blake, G.M. and Wagstaff, J.M. 1976. *The Middle East: A Geographical Study*. Wiley: London.

Boyd, M. 1989. "Family and Personal Networks in International Migration; Recent Developments and New Agendas". *International Migration Review*, 23(3), pp.638-70.

Brink J. 1991. "The Effect of Emigration of Husbands on the Status of their Wives: An Egyptian Case". *International Journal of Middle East Studies*. Vol. 23, pp. 201-11.

Brinks, J.S., Sinclair, C.A. 1980. *International Migration and Development in the Arab Region*. ILO: Geneva.

Burda, M.C. 1993. "The Determinants of East-West German Migration: Some First Results". *European Economic Review*, Vol. 37, no. 2-3, pp. 452-61.

Caldwell, J.C. 1969. *African Rural-Urban Migration: The Movement to Ghana's Towns*. Columbia University Press, New York.

CAPMAS. 1988 and 1997. *Monthly-Bulletin Consumer Price Index*. Central Agency for Public Mobilization and Statistics: Cairo

CONTEMPORARY EGYPTIAN MIGRATION

CAPMAS. 1989. *Housing and Population Census, 1986*. Central Agency for Public Mobilization and Statistics: Cairo.

CAPMAS. 1990. *Labor Force Sample Survey*. Central Agency for Public Mobilization and Statistics: Cairo.

CAPMAS. 1995. *Labor Force Sample Survey*. Central Agency for Public Mobilization and Statistics: Cairo.

CAPMAS. 1995. *Annual Bulletin of Employment, Wages and Working Hours*. Central Agency for Public Mobilization and Statistics: Cairo.

CAPMAS. 1991. *External Migration Survey in Egypt, 1987*. Central Agency for Public Mobilization and Statistics and the European Union: Cairo.

CAPMAS .1999. *Housing and Population Census, 1996*. Central Agency for Public Mobilization and Statistics: Cairo.

CARITAS DI ROMA and ILO .2002. *Remittances and Immigrants: Global Context and Italian Case*. Dossier Statistico Immigrazione: Rome

U.S. Census Bureau. 1996. *Household Economic Studies - Current Population Reports. A Prospective on Low-Wage Workers*.

Central Bank of Egypt. 2002. *Annual Report 2001/2002*, Economic Research Department: Cairo.

Choukri N. 1977. "The New Migration in the Middle East: A Problem for Whom?" *International Migration Review*. 11(4), pp. 421-43.

Choukri N. 1999. "New Perspectives on Political Economy of Migration in the Middle East". in Appleyard, R. (ed.) 1999. *Emigration Dynamics in Developing Countries. Volume 4: The Arab Region*. pp. 19-43.

Cleland, W. 1936. *The Population Problem in Egypt: A Study of Population Trends and Conditions in Modern Egypt*. Lancaster, PA: Science Press Printing Company.

Courbage Y. 1994. "Demographic Change in the Arab World: The Impact of Migration, Education and Taxes in Egypt and Morocco". In: *Middle East Report*. September-October, pp. 19-22.

Diwan I. 1997. *Globalization, EU partnership and income distribution in Egypt*. Working Paper No. 12. The Egyptian Center for Economic Studies.

El-Erian M. 1997. *Globalization and Arab economies: From Marginalization to Integration*". Working paper No. 14. The Egyptian Center for Economic Studies: Cairo

Elheneidy, et al. 1993. *The Egyptian External Migration and Requirements of the Labor Market*. CDC Research, Monograph Series no. 23. Cairo Demographic Center.n. 71 1994, pp. 545- 96.

Eurostat. 2000. “Push and Pull Factors of International Migration – Country Report-Egypt”. *Eurostat Working Papers, Population and Social Conditions* 3/2000/E/n07.

Eurostat. 2001. “Why do people migrate? Statistics in Focus”. *Population and Social Conditions Theme 3-1/2001*.

Farrag M. 1999. “Emigration Dynamics in Egypt” Appleyard R. (ed.) *Emigration Dynamics in Developing Countries, Volume IV. The Arab region*. pp. 44-88.

Farrag, M. 1999. "Emigration Dynamics in Egypt" Appleyard R.(ed.) *Emigration Dynamics in Developing Countries, Vol. IV: The Arab Region*. IOM and UNFPA.

Fergany N. 2001. *Aspect of Labor Migration and Unemployment in the Arab Region*. Almishkat Center for Research: Egypt.

Galal A. and Hoekman B. 1996. *Egypt and Partnership Agreement with EU: The Road to Maximum Benefits*. Working paper No.3. The Egyptian Center for Economic Studies.

Galal A. 2002. *Incentives for Economic Integration in the Middle East: An Egyptian Perspective*. Working paper No. 5. The Egyptian Center for Economic Studies.

Institute of Planning (INP) Cairo, Egypt. *Egypt Human Development Report 2000 / 2001*.

International Monetary Found. 2001. *Balance of Payment Yearbook*. www.imf.org

International Organization for Migration (IOM), 2001.: “Europe and the Immigration of Highly Skilled Labor”. *Quarterly Review: Special Issue*. Vol. 39, No. 5. pp. 27-43.

International Organization for Migration . 2000. Ghosh B (ed.) *Return Migration: Journey of Hope or Despair?*

International Organization for Migration . 2001. “International Migration of the Highly Skilled”. *Quarterly Review: Special Issue*: Vol. 39, No. 5.

International Organization for Migration .2003.“Facts and Graphs on International Migration”, *Migration Policy Issues*, no.2, March 2003.

Leasch A. 1985. *Egyptian Labor Migration: Economic Trends and Government Policies*. Universities Field Staff International, Inc. – UFSI. No. 38-Africa.

CONTEMPORARY EGYPTIAN MIGRATION

Leasch A. 1985. *The Impact of Labor Migration on Urban and Rural Egypt*. Universities Field Staff International, Inc. – UFSI. No. 39-Africa.

Library of Congress .2003. *Egypt: A Country Study*. 6 June 2003
<http://memory.loc.gov/frd/cs/egtoc.html>

Lowell B. and Fidlay A. 2001. *Migration of Highly Skilled Persons from Developing Countries: Impact and Policy Responses. Synthesis Report*. Report prepared for International Labor Office (ILO): Geneva.

McCormick B. and Wahba J. 2000. *Return Migration and Entrepreneurship in Egypt*. University of Southampton, UK.

Meyer J. and Brown M. 1999. “Scientific Diasporas: A New Approach to the Brain Drain”. *World Conference on Science- UNESCO –ICSU. Management of Social Transformation –MOST*. Discussion paper No. 41.

Orozco M. 2002. ”Workers Remittances: the Human Face of Globalization”. *Working Paper* Commissioned by the Multilateral Investment Fund of the Inter-American Development Bank.

Peterson, S. 2001. *Me Against My Brother: At War in Somalia, Sudan, & Rwanda*. Routledge: London

Presidency . 2003. *Egypt Profile: History* 27 June 2003
<http://www.presidency.gov.eg/html/history.html>

Sell R. 1988. “Egyptian International Labor Migration: Towards Regional Integration”. *International Journal of Middle East Studies*. Vol. 22, Issue 3, pp.87-108.

Sell, R. 1988. *Egyptian International Labor Migration and Social Processes: Toward Regional Integration*. IMR, (22)3: 87-108.

Sell R. 1990a. “International Affinities in Modern Egypt: Result form a Social Distance Survey of Elite Students”. *International Journal of Middle East Studies*. Vol. 22, Issue 1, pp.59-84.

Sell R. 1990b. “International Migration among Egyptian Elites: Where they’ve been; where they’ve going?”. *International Journal of Arab Affairs*. Vol. 9, No. 2, pp.147-176.

UNDP. 2002. *The Arab Human Development Report 2002*. UNDP Regional Bureau for Arab States, and the Arab Fund For Economic and Social Development: Cairo

UNDP Egypt. 2003: *Egypt Country Profile*. <http://www.undp.org.eg/profile/egypt.htm> as in 6 June.

CONTEMPORARY EGYPTIAN MIGRATION

UNHCR .2003. *Statistics* in <http://www.unhcr.ch> as in 16 July 2003.

Zohry, A. .2002. *Rural-to-Urban Labor Migration: A Study of Upper Egyptian Laborers in Cairo*, unpublished Ph.D. thesis, University of Sussex.

Appendix

Emigration and Sponsoring Egyptians Abroad Law no. 111 of the year 1983.

Law no. 111 of the year 1983 for promulgating the Emigration and Sponsoring Egyptians abroad law . In the name of the people The president of the Republic The people's Assembly decided the following law, which has been promulgated.

Article (1)

The provisions of the attached Emigration and Sponsoring Egyptians Abroad law shall be put into force and applied. Any other provisions counter to the provisions herein shall be made null and void .

Article (2)

Ministers of Defense, Interior, and Emigration Affairs are to issue the executive resolutions of the provisions of this law in six months starting from the date of putting this law into force. The Minister Concerned with Emigration Affairs is to issue the executive regulation of this law after coming into agreement with the Minister of Interior during the said period.

Article (3)

This law shall be published in the official newspaper, and put into force on the day following the publication date. This law shall be sealed by the seal of the state, and put into force as one of its laws.

Promulgated at the presidency of the Republic on 22 Shawal 1403 Hijra, Corresponding to August 1st , 1983 A.D. **(Hosni Mubarak)**

Emigration and Sponsoring Egyptians Abroad Law

Chapter 1

General provisions

Article (1)

Egyptians, whether individuals or groups, shall have the right to permanent or temporary migration, whether the purpose of migration necessitates permanent or temporary stay abroad, in accordance with the provisions of this law and other laws in force. Egyptians shall keep their Egyptian nationality according to the Egyptian nationality law . Their permanent or temporary migration shall not result in violating the constitutional or legal rights they enjoy in their capacity as Egyptian citizens, as long as they do continuously keep their Egyptian nationality.

Article (2)

The state shall sponsor Egyptians abroad and do its best to strengthen their ties with Egypt. The Minister concerned with Emigration Affairs shall take all necessary measures, issues all resolutions necessary for achieving this purpose, and specifies the means of ensuring this sponsorship, such as: a) Holding and organizing conferences and seminars inside and outside the country to consider and solve Egyptian migrants' problems, acquaint them with the affairs and national issues of their homeland, and know their opinions and suggestions.

b) Delegating some of the Egyptian mission attaches abroad to be responsible for sponsoring Egyptians' affairs in the countries of emigration, in agreement with the Minister Concerned and in accordance with the objectives of the law herein.

c) Appointing honorary consuls in the cities that include large Egyptian gatherings, where no Egyptian missions are available, in agreement with the Ministry of Foreign Affairs and in accordance with the diplomatic and consular corps law.

CONTEMPORARY EGYPTIAN MIGRATION

d) Promoting the establishment of Egyptian unions, clubs, and leagues in the countries of emigration, and supporting the existing ones both spiritually and materially, with a view to establishing strong Egyptian gatherings.

e) Providing the mass media suitable for addressing the issues of interest for Egyptians abroad, as well as providing them with reliable information about their homeland.

f) Maintaining the Arab language and culture, the national heritage as well as the spiritual ties among migrants, and disseminating them among their new generations through the following:

1 – Enabling migrants' children to pursue their education according to the Egyptian educational systems.

2 – Establishing Arab cultural centers where migrant gatherings exist, and providing them with libraries.

3 – Encouraging the conferences and seminars that address national issues .

g) Facilitating migrants' visits to their homeland, as well as their relatives' visits to the countries of emigration

Article (3)

The Minister concerned with Emigration Affairs shall, in cooperation with the ministries and entities concerned, undertake the following responsibilities:

A) Sponsoring Egyptian migrants abroad.

B) Planning, organizing, implementing and following up emigration policies with a view to strengthening Egyptian ties with their homeland, and contributing to the objectives of social and economic development and the national interests of the country.

C) Preparing draft laws and resolutions related to emigration.

D) Preparing draft agreements with foreign countries so as to open new emigration markets for Egyptians, in addition to facilitating Egyptians' residence in the countries of emigration and securing their rights and interests guaranteed by these countries.

E) Suggesting means of capitalizing on the expertise and know how of Egyptian scientists abroad in the development and production fields in their homeland.

F) Considering and suggesting the means that enable Egyptian migrants abroad to contribute with their savings in productive development projects in Egypt.

G) Preparing an overall routine survey of the numbers and categories of Egyptians abroad, in collaboration with other entities.

Article (4)

Setting up a Supreme Committee for Emigration headed by the Minister concerned with Emigration Affairs. The membership of this committee shall include the representatives of the following ministries, from among high-ranking officials:

1 – The Ministry of Manpower and Training

2 – The Ministry of Education and Scientific research.

3 – The Ministry of Foreign Affairs.

4 – The Ministry of Interior.

5 – The Ministry of Economy.

6 – The Ministry of Planning.

7 – The Ministry of Defense.

8 – The Ministry of Information.

9 – The Ministry of Tourism and Civil Aviation.

10- The Ministry of Insurance.

11- The Ministry of Finance.

Setting up the said committee and organizing its work shall take place by virtue of the Prime Minister's resolution based on the suggestions of the Minister of Emigration Affairs. The prime Minister may also issue a resolution to add a representative of any other ministry or entity, viewed by the Minister of Emigration Affairs as necessary in the membership of the said Committee.

Article (5)

The Supreme Committee for Emigration stated in the above mentioned article shall be responsible for the following:

A) considering the establishment of professional centers for training potential migrants, especially in the fields of agriculture and industry The Ministries and entities concerned shall issue resolutions for establishing these centers, and organizing its work as well as the rules of joining them, without prejudice to the private sector's right to provide training opportunities in its industrial, professional and production units.

B) Considering the organization of specialized courses aiming at qualifying potential migrants. The Minister concerned with Emigration Affairs is to issue a resolution for organizing these courses and defining its programs.

C) Providing Egyptians abroad with the necessary cultural, media, and national materials that maintain their ties with their homeland; in addition to providing the means of diffusing the Arabic language among migrants'

children; and supporting the efforts exerted by Egyptian religious entities to deepen the spiritual heritage among Egyptians abroad .

D) Suggesting the facilitations to be granted to migrants, whether before their departure, or during their residence abroad, or after temporarily or permanently returning back home.

Article (6)

Without prejudice to the Egyptians' right to Emigration, temporary potential migrants shall request to be registered in a record prepared for this purpose in the Ministry concerned with Emigration Affairs. The Emigration opportunities shall be distributed among the registered persons according to their fields of specialization and capacities and the fields of specialization required in the countries of emigration, providing that priority of registration is observed. The Minister concerned with Emigration Affairs is to decide the priorities of some specializations or qualifications required in the countries of emigration or exceeding the needs of Egypt. A resolution issued by the Minister concerned with Emigration Affairs shall regulate registration in the record referred to, as well as registration procedures and conditions.

Article (7)

Persons holding certificates from the training centers and qualification courses referred to in items (a) and (b) of article (5) herein shall be prioritized in getting the emigration or work opportunities abroad, available for the ministries and entities concerned , in accordance with the needs and fields of specialization required .

Chapter 2

Permanent Emigration

Article (8)

A permanent migrant is the Egyptian who stays abroad permanently, by obtaining the nationality of a foreign country , or a permanent residence permit to stay in this country ; or who stays abroad for at least ten years, or obtains an emigration permit from one of the countries of emigration specified by a resolution of the Minister concerned with Emigration Affairs .

Article (9)

The Egyptian citizen who seeks permanent emigration is to be granted a permanent emigration permit by the administrative entity concerned in the Ministry of Interior, after submitting an application according to the procedures and conditions demonstrated in the executive regulation of this law. In order to get an emigration permit, the following conditions must be fulfilled:

- A) Obtaining the permission of the country of emigration.

- B) Obtaining the permission of the entity concerned in the Ministry of Defense, according to the rules and conditions stated in a resolution issued by the Minister of Defense, after consultations with the Minister Concerned with Emigration Affairs. People granted a permanent emigration permit shall be registered in a record prepared for this purpose in the Ministry concerned with Emigration Affairs. The said record and the registration process shall be controlled by the executive regulation of this law.

Article (10)

A Permanent migrant shall have the right to acquire the country of emigration nationality along with preserving his Egyptian nationality. The same right is applicable to the migrant's wife and dependent children who emigrate with him, as well as the migrant's foreign wife, if she applied for acquiring the Egyptian nationality, in accordance with the provisions and procedures stated in the Egyptian Nationality law.

Article (11)

Each person born of an Egyptian permanent migrant shall enjoy the same rights and advantages enjoyed by his father. This is applicable to the children of an emigrating mother, who still preserve their Egyptian nationality.

Article (12)

A permanent migrant status may be dropped in the following two cases:

A) If the person does not travel to the country of emigration within six months after getting the emigration permit.

B) If the person returns to stay in his homeland for more than one continuous year, providing that his stay is not due to force majeure or necessitated by his work conditions. In all cases, it is imperative for the migrant who stays in Egypt for more than the period specified to get the permission of the Ministry concerned with Emigration Affairs so as to be considered of a migrant status. Migrants at conscription age, who return back to their homeland and stay for more than six months and have not previously performed the military service, must obtain the permission of the Ministry of Defense. A citizen who is no longer considered of a migrant status shall consequently be deprived of the advantages acquired by migrants, starting from the date the migrant status is dropped.

Chapter 3

Temporary Migration

Article (13)

A temporary Egyptian migrant is the Egyptian Citizen, who is not a student, or seconded employee, who settles and sets up his main activity abroad, and has a job to make his living, providing that he has stayed abroad for one year and has not taken the permanent emigration procedures stated herein, or that he has taken the said procedures and returned to his homeland before fulfilling any of the conditions stated in article (8) herein. The period of one year referred to in the above mentioned paragraph is to be considered a continuous year even if it is interrupted by intervals not more than thirty days . This provision shall not prejudice the extension of sponsorship duty to all Egyptians abroad.

Article (14):

A temporary migrant status shall be dropped in the following cases:

- A) IF the citizen returns home and stays for more than six continuous months.
- B) If the citizen returns to work at his homeland. A citizen whose migrant status is dropped shall consequently be deprived of all the advantages he acquires in his capacity as migrant, starting from the date the migrant status is dropped.

Chapter 4

Migrants' rights

Article (15):

The returns of the investment of Egyptian migrants' deposits in one of the banks operating in Egypt shall be exempted from all taxes and fees. Egyptian migrants' or expatriates' capital utilized in projects or investments in the country shall be granted all the advantages decided for foreign capital operating in the same field , or national capital, which is better .

If capital is to be treated in various ways according to the foreign capital nationality, then the capital of migrants contributing in the said fields, shall be treated according to the most advantageous way.

Article (16):

Taking into consideration the provisions of the president of the Arab Republic of Egypt's resolution in law no. 73 of the year 1971 , in relation to the treatment of Egyptian expatriates who return to their homeland , an Egyptian worker who emigrated and had been working in the government , one of the local governance units, general agencies or public sector, and whose resignation had been accepted for the purpose of permanent emigration, and who returned back home within two years from the date his resignation has been accepted, shall be re-appointed at the entity where he had been working before emigration if he applied for this within three months from the date of his final return . A worker shall be appointed to his last post, if it is still vacant, or to another similar post. A person whose emigration duration exceeds the period referred to in the previous paragraph may be reappointed, if he meets the conditions required for filling the post . In such case, the said person shall be exempted from the examination procedures or the contest required for filling the post.

Chapter 5

Concluding and transitional provisions

Article (17)

In all cases, temporary and permanent migrants as well as their children residing in Egypt or abroad must get the approval of the entity concerned in the Ministry of Defense, in accordance with the rules and conditions stated in the resolution issued by the Minister of Defense, after consultation with the Minister concerned with Emigration Affairs.

Article (18)

The one-time compensations stated in Social Insurance laws may not be granted to temporary migrants

Article (19)

The Egyptian citizen who emigrated and has become considered a migrant on the date of putting this law into force may apply for registering his name in the permanent emigration record. In such case, he shall enjoy all the rights granted to those permitted to permanent emigration according to the provisions of the law herein. Submission of the application referred to in the above paragraph, as well as admission conditions shall be controlled by the executive regulation of this law.

Article (20)

A person who had emigrated before putting this law into force, and who was registered in the permanent emigration record according to the provisions of the above mentioned article, shall have the right to retain his Egyptian nationality, upon his request, if it has been dropped. Consequently, his minor children shall acquire the Egyptian nationality; his foreign wife also may be granted the Egyptian nationality if she applies for this within two years from the reply date, as long as the Minister of Interior does not object within two years from the application date; his major children may also apply for acquiring the Egyptian nationality within two years from the date of putting this law into force. Submitting the applications referred to in the previous paragraph shall be controlled by a resolution from the Minister of Interior after agreement with the Minister concerned with Emigration Affairs.

Websites of Interest

Demography and Development

American Sociological Association – www.asanet.org

Andrew W.Mellon Foundation, Population Program (USA) www.mellon.org/pop.html

ASEAN, Association of Southeast Asian Nations, Population Coordinating Unit www.asean.or.id

Bruton Center for Development Studies - www.brunon.utdallas.edu/index.html

Centre for Population Studies (CPS), London School of Hygiene & Tropical Medicine, UK-
www.lshtm.ac.uk/eph

CIA World Factbook 2002 - www.odci.gov/cia/publications/factbook

CountryReports.org - www.countryreports.org

Econ. Departments, Institutes and Research Centers in the World (EDIRC): Statistical Offices
<http://edirc.repec.org/statoff.html>

Economic Growth Research - www.worldbank.org/research/growth

Economist Country Briefings - www.economist.com/countries

European Journal of Population - www.kluweronline.com/issn/0168-6577

Eurostat - <http://europa.eu.int/comm/eurostat>

FAO, Food and Agriculture Organization of the United Nations - www.fao.org

Finance & Development - www.imf.org/external/pubs/ft/fandd/2003/06/index.htm

French Studies Web - www.library.uiuc.edu/ala/alawess/index.html

Groningen Growth and Development Centre (GGDC) Total Economy Database www.eco.rug.nl/ggdc/index-dseries.html

Human Rights Information - www.human-rights.net

IDRC, International Development Research Centre - www.idrc.ca

IIED, International Institute for Environment and Development - www.iied.org

INED, Institut National d'Études Démographiques, France - www.ined.fr

CONTEMPORARY EGYPTIAN MIGRATION

Institute for Research on Poverty (IRP) - www.ssc.wisc.edu/irp

International Institute for Sustainable Development - www.iisd.org/default.asp

International Monetary Fund (IMF) - www.imf.org

Inter-University Consortium for Political & Social Research (ICPSR) www.icpsr.umich.edu/index-medium.html

Israel Central Bureau of Statistics - www.cbs.gov.il/engindex.htm

Johns Hopkins Program for International Education in Reproductive Health www.jhpiego.jhu.edu

Journal of Population Research - demography.anu.edu.au/jpr/jpr.html

KZPG Overpopulation News Network - www.kzpg.com

Living Standards Measurement (LSMS) - www.worldbank.org/html/prdph/lsm/lsmshome.html

Max Planck Institute for Demographic Research, Germany - www.demogr.mpg.de

National Institute of Statistical and Economic Studies www.insee.fr/fr/home/home_page.asp

NIDI, Netherlands Interdisciplinary Demographic Institute, Netherlands www.nidi.nl

OECD, Organization for Economic Cooperation and Development www.oecd.org/home

PAI, Population Action International - www.populationaction.org

Political Science Research Resources - www.vanderbilt.edu/~rtucker/polisci

Political, Economic and Environmental Data Sources www.fsu.edu/~spap/faculty_html/rcfodata.html

POPIN, Population Information Network - www.un.org/popin

Population - www.ined.fr/publications/index.html

Population and Development Review - www.popcouncil.org/pdr

Population Council, USA - www.popcouncil.org

Population Index- popindex.princeton.edu

Population Program of the Secretariat of the Pacific Community www.spc.org.nc/demog

Population Research Institute - www.pop.org

Progressive Sociologists Network [PSN] - <http://csf.colorado.edu/psn>

Social Science Data on the Internet - <http://odwin.ucsd.edu/idata>

CONTEMPORARY EGYPTIAN MIGRATION

Society for Social Research Web Site - www.spc.uchicago.edu/ssr1

SSRC, Social Science Research Council - www.ssrc.org

Statistical Agencies on the Internet www.science.gmu.edu/csi779/drope/govstats.html

Statistical Resources on the Web/Political Science www.lib.umich.edu/govdocs/stpolisc.html

Statistics Bureau and Statistics Center (Japan) - www.stat.go.jp/english/index.htm

Statistics Canada CANSIM - www.statcan.ca/english/Pgdb

Stockholm University, Demography Unit - www.suda.su.se

The Ford Foundation, USA - www.fordfound.org

The Global Fund for Women - www.globalfundforwomen.org

The MacArthur Foundation, USA - www.macfdn.org

The Packard Foundation - www.packard.org

The Rand Corporation - www.rand.org

The Rockefeller Foundation www.rockfound.org/display.asp?context=1&collection=1&Preview=0&ARCurrent=1

The Social Science Information Gateway (SOSIG) - www.sosig.ac.uk

U.N. Conference on Trade and Development (UNCTAD)
www.unctad.org/Templates/StartPage.asp?intlItemID=2068

U.N. Statistics Division/DESIPA - <http://unstats.un.org/unsd>

UAPS, Union for African Population Studies, Dakar, Senegal - www.uaps.org

UIESP - Comité National Français – www.-cnf.ined.fr

UNDP, United Nations Development Program - www.undp.org

UNECE Gender Statistics Website - www.unece.org/stats/gender/web

UNESCO, United Nations Educational, Scientific and Cultural Organization www.unesco.org

UNFPA (United Nation Population Fund) - www.unfpa.org

UNICEF, United Nations Children's Fund - www.unicef.org

CONTEMPORARY EGYPTIAN MIGRATION

United Nations Population Division - www.un.org/esa/population

USAID (The United States Agency for International Development) www.usaid.gov

WHO, World Health Organization - www.worldbank.org

World Bank - www.worldbank.org

World Trade Organization (WTO) - www.wto.org

Migration

Australian Department of Immigration & multicultural & indigenous Affairs
www.immi.gov.au/population/index.htm

Bureau of Citizenship and Immigration Services - www.bcis.gov/graphics/index.htm

CARITAS Italiana www.caritasroma.it/immigrazione

Centre for Immigration & Multicultural Studies - <http://cims.anu.edu.au>

Centre for Migration Law www.jur.kun.nl/cmrl

CMS, Center for Migration Studies (CMS) - www.cmsny.org

CSER - www.scalabrini.org/~cser

December 18 (online network for the promotion and protection of the rights of migrant workers) -
www.december18.net/intro.htm

ERCOMER - www.ercomer.org

European Research Center on Migration & Ethnic Relations <http://www.ercomer.org>

International Labor Organization www.ilo.org/public/english/protection/migrant

International Migration Policy Program <http://www.impprog.ch/>

International Organization for Migration (IOM) - www.iom.int

Migration and Refugees services - www.nccbuscc.org/mrs

Migration Dialogue - <http://migration.ucdavis.edu>

Migration Policy Institute www.migrationpolicy.org

Network of Organizations for the Elimination of Child Prostitution, Child

Pornography and Trafficking of Children www.ecpat.net

CONTEMPORARY EGYPTIAN MIGRATION

Peter Stalker's Guide to International Migration <http://pstalker.com/migration/index.htm>

Refugees Women's Legal group - www.rwlg.org.uk

The Protection Project www.protectionproject.org

US Department of State Trafficking in Persons Report www.state.gov/g/tip/rls/tiprpt/2002

Western Union www.westernunion.com

About EGYPT

Research Centers

American Research Centre in Egypt, www.arce.org/aboutarce/aboutarce.html

Almishkat Centre for Research, Egypt www.almishkat.org/

CDC, Cairo Demographic Center, Egypt - www.cdc.eun.eg

Central Agency for Public Mobilization and Statistics (CAPMAS) <http://edirc.repec.org/data/capgveg.html>

Centre D'Etudes et de Documentation Economique, Juridique et Sociale www.cedej.org.eg

Economic Research Forum www.erf.org.eg

Egyptian Abroad Website www.haneen.com.eg

The Egyptian Centre for Economic Studies <http://www.eces.org.eg/>

Social Fund for Development www.sfdegypt.org

UN Conference on Population and Development (held in Cairo) www.iisd.ca/linkages/cairo.html

Politics and Government

Arab Organization for Labor www.aralo.org

Central Bank of Egypt www.cbe.com.eg

Egypt State Information Service www.sis.gov.eg

Egyptian Sales Tax Department www.salestax.gov.eg

Egyptian Shoura Assembly (Senate) www.senate.gov.eg

Egypt's People Assembly (Parliament) www.parliament.gov.eg

CONTEMPORARY EGYPTIAN MIGRATION

Information and Decision Support Center www.idsc.gov.eg

Ministry of Foreign Affairs www.mfa.gov.eg

Ministry of Foreign Trade www.moft.gov.eg

Ministry of Foreign Trade, Small and Medium Enterprises www.sme.gov.eg

Ministry of Manpower and Emigration, Emigration Sector www.manpower.gov.eg

National Bank of Egypt www.nbe.com.eg

The Egyptian Presidency www.presidency.gov.eg

The above mentioned list does not aim to be exhaustive; it represents a general overview of the main useful websites on the subject. Any suggestions and feedbacks will be appreciated in order to give better and complete information.